



Jumpstart Your UX Journey with S/4HANA, SAP Fiori, and SAP CoPilot

Kirsty White, SAP
Keith Fischer, SAP
May 20, 2019

PUBLIC

Legal disclaimer

The information in this presentation is confidential and proprietary to SAP and may not be disclosed without the permission of SAP. This presentation is not subject to your license agreement or any other service or subscription agreement with SAP. SAP has no obligation to pursue any course of business outlined in this document or any related presentation, or to develop or release any functionality mentioned therein. This document, or any related presentation, and SAP's strategy and possible future developments, products, and platforms, directions, and functionality are all subject to change and may be changed by SAP at any time for any reason without notice. The information in this document is not a commitment, promise, or legal obligation to deliver any material, code, or functionality. This document is provided without a warranty of any kind, either express or implied, including but not limited to the implied warranties of merchantability, fitness for a particular purpose, or noninfringement. This document is for informational purposes and may not be incorporated into a contract. SAP assumes no responsibility for errors or omissions in this document, except if such damages were caused by SAP's willful misconduct or gross negligence.

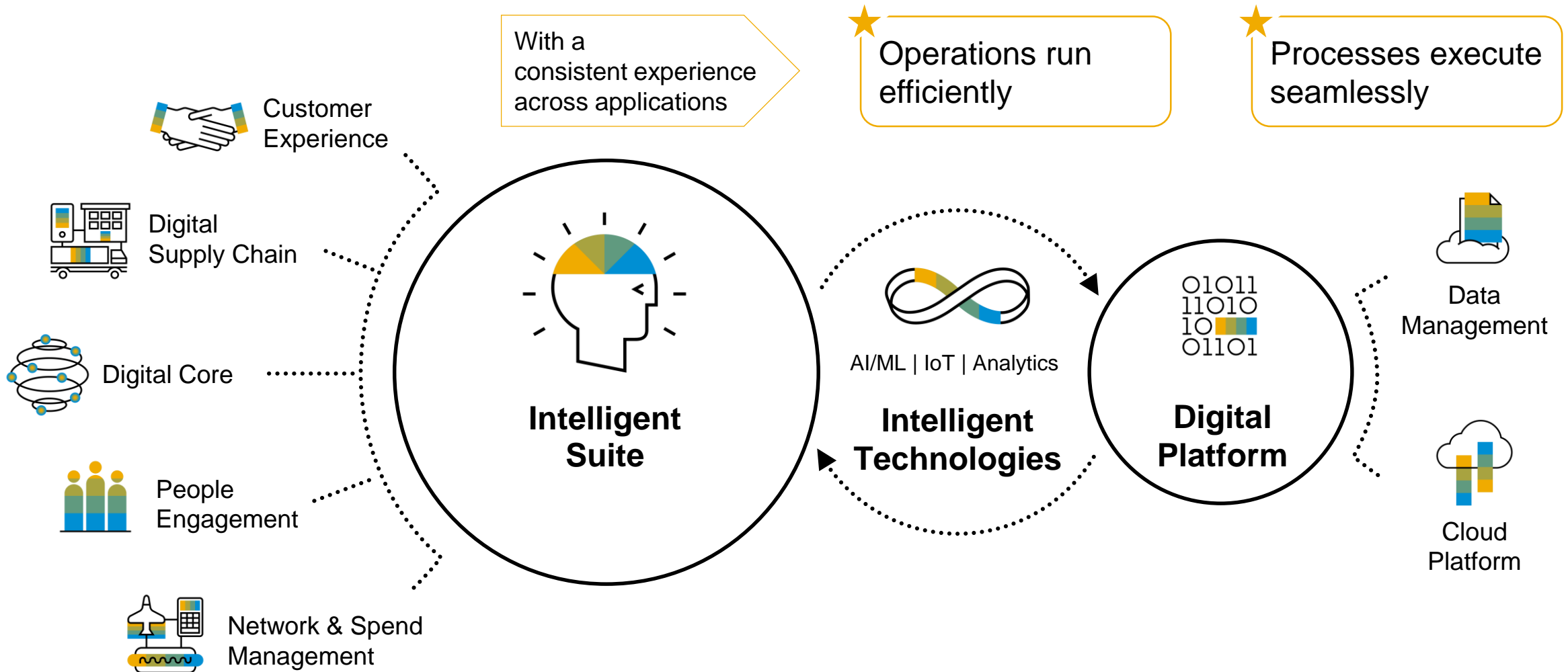
All forward-looking statements are subject to various risks and uncertainties that could cause actual results to differ materially from expectations. Readers are cautioned not to place undue reliance on these forward-looking statements, which speak only as of their dates, and they should not be relied upon in making purchasing decisions.

SAP's User Experience – Introducing SAP Fiori



SAP's vision on experience

Consistent experience across applications



The value of good user experience (UX)

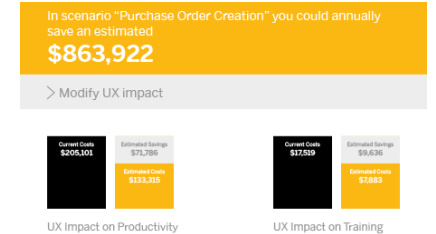
Monetary
Value



Gain Productivity, Data Quality

Save Training Costs

Decrease Change Requests, User Errors



[UX Value Calculator](#)

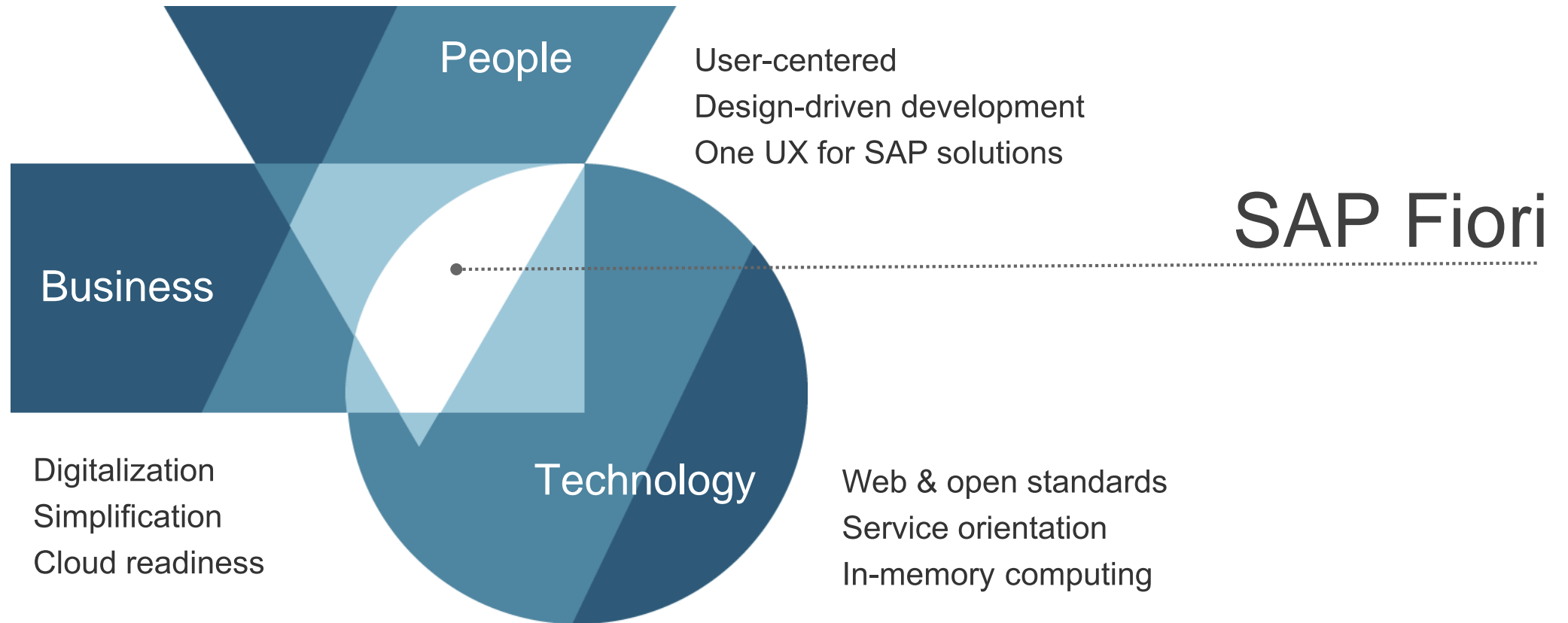
Human
Value



Increase User Satisfaction, Customer Loyalty, Solution Adoption

Strengthen Relationship (IT and Business)

SAP's UX direction: digital transformation



SAP Fiori design system

DESIGN



Role-based

Designed for you,
your needs, and
how you work



Adaptive

Adapts to multiple
use cases and
devices



Simple

Only what is
necessary



Coherent

Provides one
fluid, intuitive
experience



Delightful

Makes an
emotional
connection

TECHNOLOGY



SAPUI5



iOS

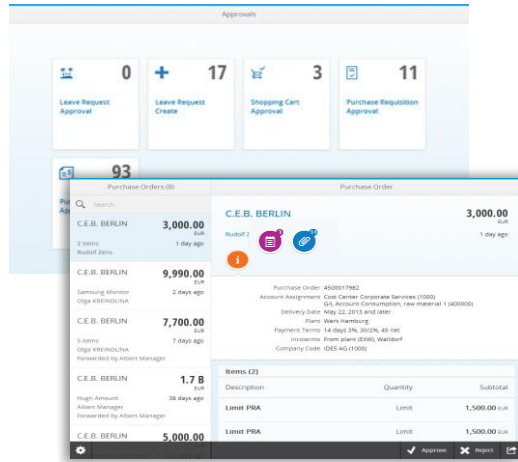


Android

Other Technologies

The Evolution of SAP Fiori

Planned
innovations



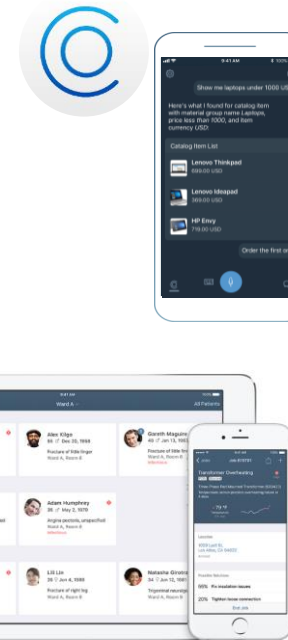
SAP Fiori
2013

Casual User
Self Services

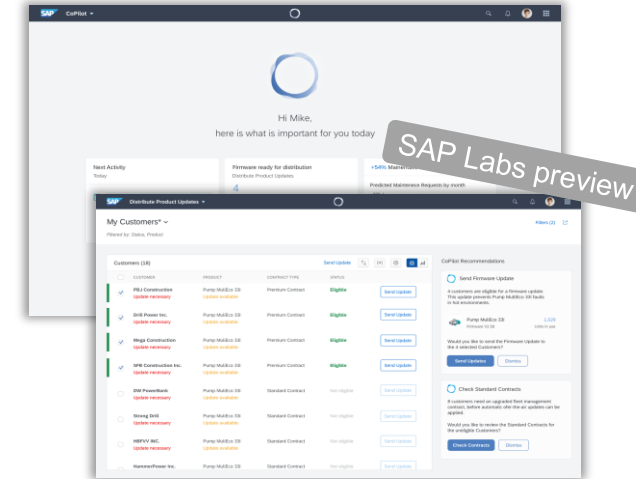


SAP
Fiori 2.0
2016

Power User



Conversational
with SAP CoPilot
Mobile
iOS & Android




SAP
Fiori 3

Consistent
Intelligent
Integrated

This is the current state of planning and may be changed by SAP at any time without notice.

SAP Fiori Design

Available today: SAP Fiori 2.0



SAP Fiori 2.0

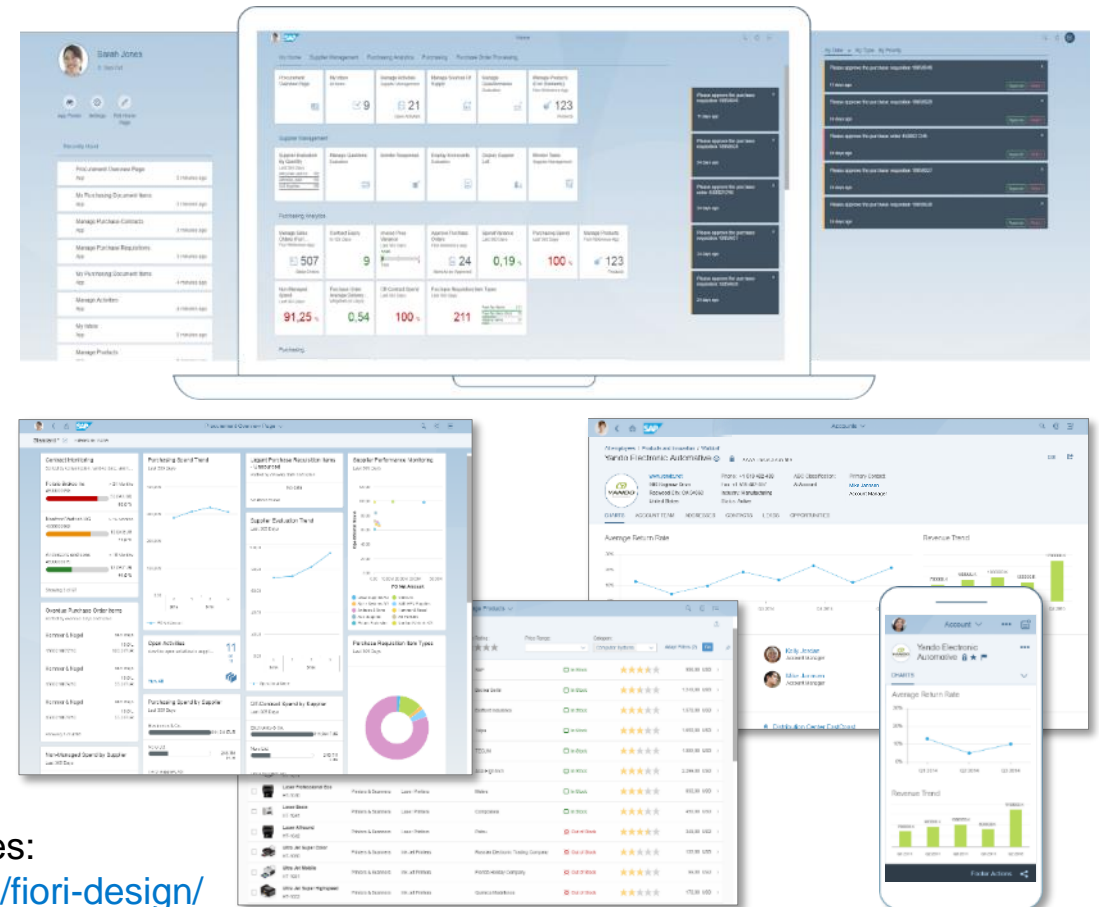
[SAP Fiori 2.0](#) is the next significant step in our evolution of user experience for business applications: an award-winning new design concept along with a delightful new visual theme, called Belize.

Key capabilities

- New delightful visual theme: Belize
- SAP Fiori launchpad extended with Viewport concept
- Notifications – with connection to SAP Business Workflow and My Inbox
- Me Area: direct navigation to recent apps and business objects, to settings, personalization, app finder
- Improved navigation – via Me Area and via navigation to previously opened apps via drop down in new merged header
- Merged header: only one header bar, giving more space for each app
- New SAP Fiori elements: Overview Page, List Report and Object Page

Benefits

- Increased productivity – faster and direct access to relevant information and applications
- Timely notifications - transparency on items needing your attention
- Helps users decide what needs to be done next
- Allows users to take quick and informed actions
- Increased user satisfaction




SAP Fiori Design Guidelines:

<https://experience.sap.com/fiori-design/>

SAP Fiori 2.0 – Viewport

Me Area

 **Sarah Jones**
Sign Out

App Finder Settings Edit Home Page

Recently Used

Procurement Overview Page App	2 minutes ago
My Purchasing Document Items App	2 minutes ago
Manage Purchase Contracts App	3 minutes ago
Manage Purchase Requisitions App	3 minutes ago
My Purchasing Document Items App	4 minutes ago
Manage Activities App	4 minutes ago
My Inbox App	5 minutes ago
Manage Products App	

Workspace

Home

My Home Supplier Management Purchasing Analytics Purchasing Purchase Order Processing

Procurement Overview Page

My Inbox All Items 9

Manage Activities Supplier Management 21 Open Activities

Manage Sources Of Supply

Manage Questionnaires Evaluation

Manage Products (Fiori Elements) Fiori Reference App 123 Products

Supplier Management

Supplier Evaluation By Quantity Last 365 Days

Manage Questions Evaluation

Monitor Responses

Display Scorecards Evaluation

Display Supplier List

Monitor Tasks Supplier Management

Purchasing Analytics

Manage Sales Orders (Fiori...) Fiori Reference App 507 Sales Orders

Contract Expiry In 120 Days 9

Invoice Price Variance Last 365 Days 1,34K

Approve Purchase Orders Fiori Reference App 24 Items to be Approved

Spend Variance Last 365 Days 0,19 %

Purchasing Spend Last 365 Days 100 %

Manage Products Fiori Reference App 123 Products

Non-Managed Spend Last 365 Days 91,25 %

Purchase Order Average Delivery Weighted (in Days) 0,54

Off-Contract Spend Last 365 Days 100 %

Purchase Requisition Item Types Last 365 Days 211

Purchasing

Notification Area

By Date By Type By Priority

Please approve the purchase requisition 10058949 11 days ago [Approve] [Reject]

Please approve the purchase requisition 10058928 24 days ago [Approve] [Reject]

Please approve the purchase order 4500021246 24 days ago [Approve] [Reject]

Please approve the purchase requisition 10058927 24 days ago [Approve] [Reject]

Please approve the purchase requisition 10058926 24 days ago [Approve] [Reject]

[Watch video](#)



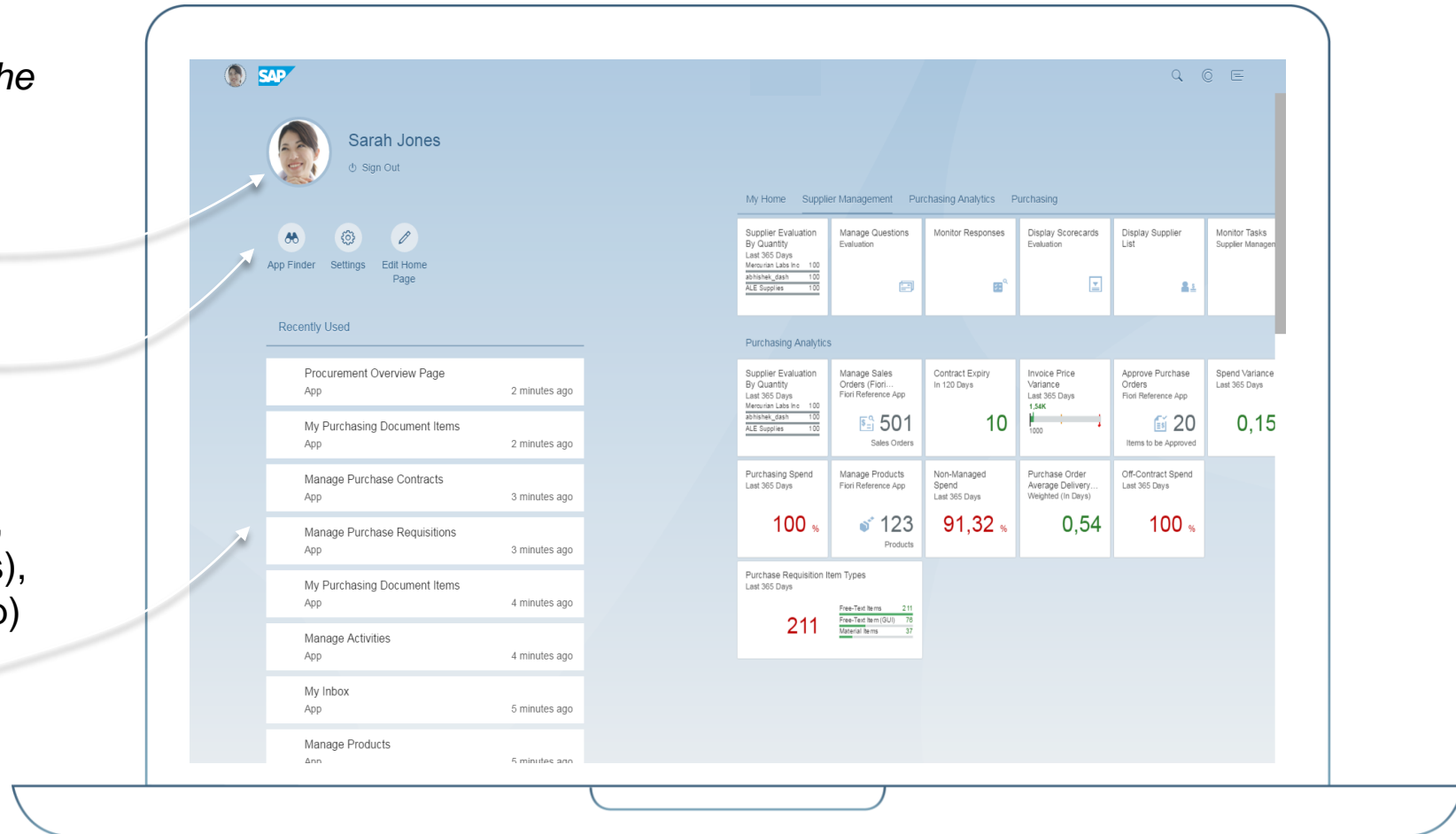
reddot award 2015
winner

SAP Fiori 2.0 – Me Area

The left area of the Viewport contains the Me Area

Replaces the former User Menu from the top right corner

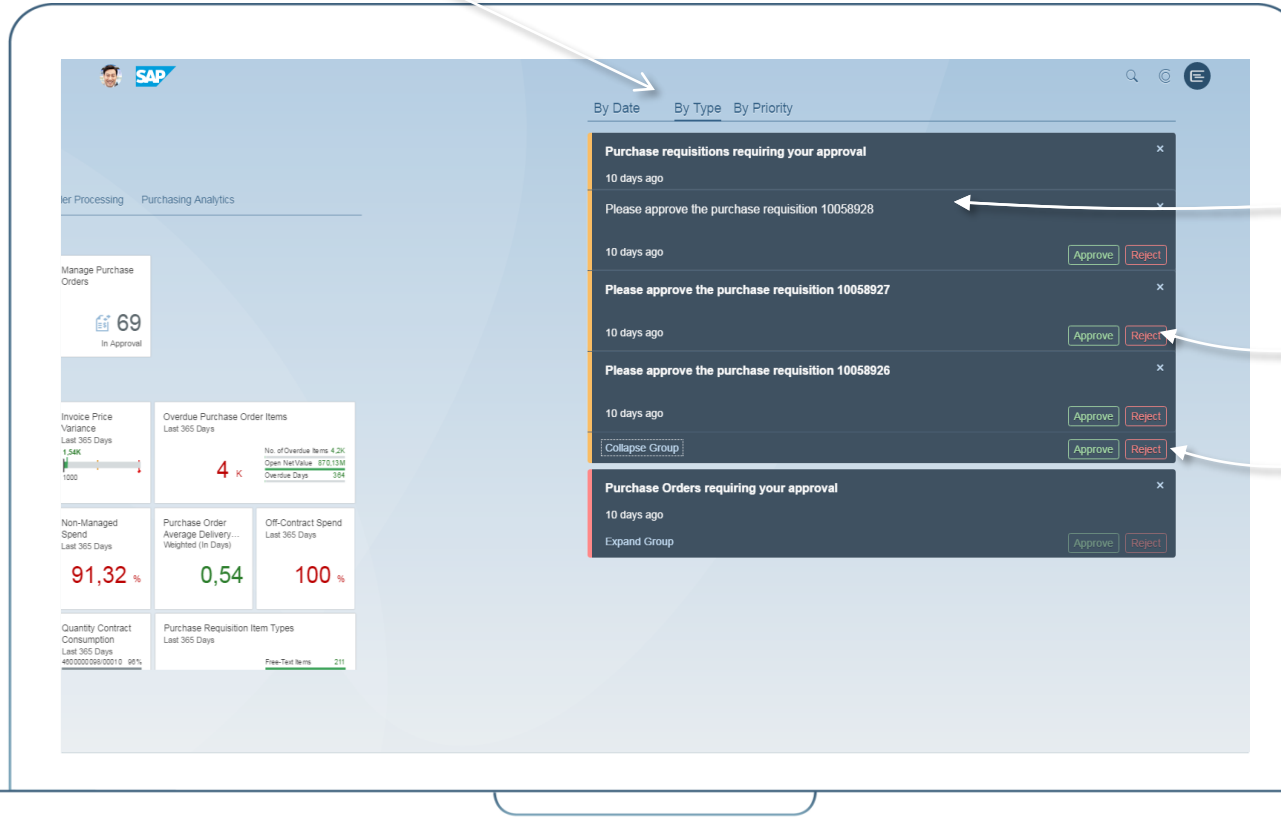
- User image and sign out
- **Generic options:** Access to *App Finder, Settings*
- **Context specific:**
Edit Home Page (only on Home Page),
App Settings (only on App with settings),
About and *Give Feedback* (only on App)
- **Recently used** apps and searches
(up to 30 entries, newest on top)
- **Frequently used** also available



SAP Fiori 2.0 – Notifications

Sort by date, by type (with grouping) or by priority

Notifications support the user in keeping track of important events without distracting them from their current tasks.



• Navigate to the source of the notification

• Act directly on individual notifications

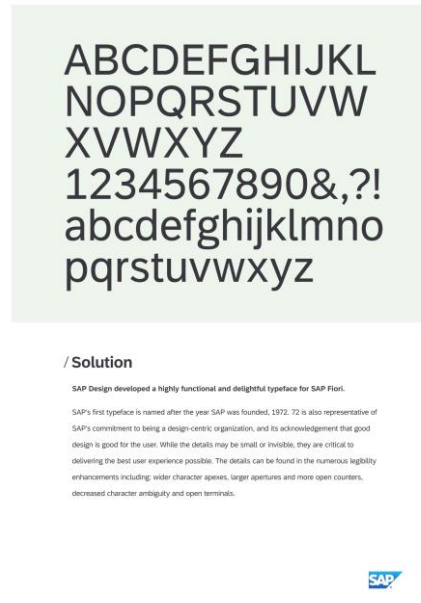
• Act on multiple notifications at the same time

Visual Design – Font 72



reddot award 2017
winner

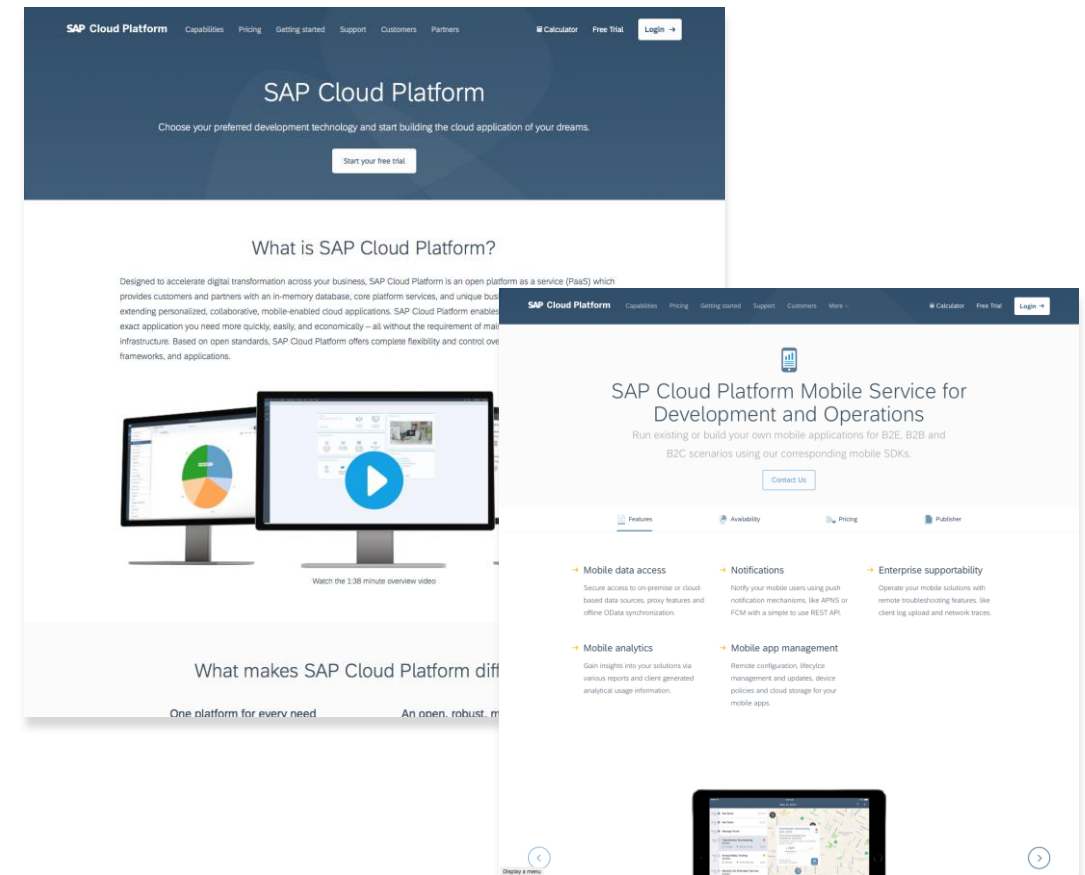
- 72 is created to be part of the design language for all SAP products and digital channels
- 72 is the default font for all SAP Fiori apps since the availability of SAPUI5 1.54




This is the current state of planning and may be changed by SAP at any time without notice.

© 2019 SAP SE or an SAP affiliate company. All rights reserved. | PUBLIC

You can look at it on [SAP Cloud Platform](https://cloudplatform.sap.com)



SAP Fiori Apps in **SAP S/4HANA**



SAP Fiori: The user experience of SAP S/4HANA

SINGLE ENTRY POINT

The SAP Fiori launchpad is the single entry point to access all apps*

Domain specific information and actions

Users will quickly get an *overview* of what needs their attention with Overview Pages, List Reports and Work Lists, and trigger *quick actions* or drill down to the next level of detail

Enter details and explore in depth

Key and differentiating use cases are re-imagined with the SAP Fiori user experience.

All classic applications have the SAP Fiori visual theme.

ONE LOOK:
SAP Fiori
theme for all
applications



* today, within one SAP S/4HANA system

SAP Fiori theme for classic applications: details

One visual design theme “Belize” for all SAP Fiori applications: same colors, control design & form factor

Text toolbar
instead
of icons

Right-aligned
labels

New icons

Condensed
table rows

Change Standard Order 29851: O...

Display Display Document Flow Status Overview Propose Items Header Output Preview Reject Document More

Exit

Standard Order: 29851 Net Value: 3,067,50 USD

Sold-To Party: C0016 Andersons and Sons / 45 45 Lisenard Street 7E / New York 10013

Ship-To Party: C0016 Andersons and Sons / 45 45 Lisenard Street 7E / New York 10013

Customer Refere: Customer Ref. D: Z Base Values

Sales Item overview Item detail Ordering party Procurement Shipping Configuration Reason for rejection TM Status

* Requested Deliv.Date: D 08.04.2016 Delivering Plant: Cancellation Date:

All items

Item	Material	Sea...	Sea...	Collec...	Theme	Order Quantity	Un	S	Description	Customer Mater
10	F-09					2,000	EA	✓	Crimping Pliers	
20	F-08					5,000	EA	✓	Welder	
30	F-07					10,000	EA	✓	Orbital Sander	
40	F-06					10	CV	✓	Blade Set	
50	F-05					11,000	EA	✓	Sawblade	

Save Cancel

Merged SAP Fiori
header

Tab strips with
SAP Fiori
visualization

New footer with
processing and
closing actions
(e.g., **Save**)

As an option, customers can use SAP Screen Personas to simplify these UIs (SAP GUI for HTML and Web Dynpro ABAP)

SAP S/4HANA (on-premise) recommendation

Give all users access via the SAP Fiori launchpad

- Even users who mostly use classic UIs (SAP GUI, Web Dynpro)
- As of SAP S/4HANA 1809, SAP GUI for HTML performance has been greatly improved

All users can profit from features available via SAP Fiori launchpad:

- Search
- Notifications
- User Default Values
- Personalization
- Digital Assistant: SAP CoPilot

Users of SAP Fiori apps profit from:

- User Assistance

Watch [this 2 min. video](#) to see examples.




Read [this blog](#) for more information:

Fiori for S/4HANA – Top 5 Fiori features that bring value to every Business User

June 21, 2018 | 7,161 Views |


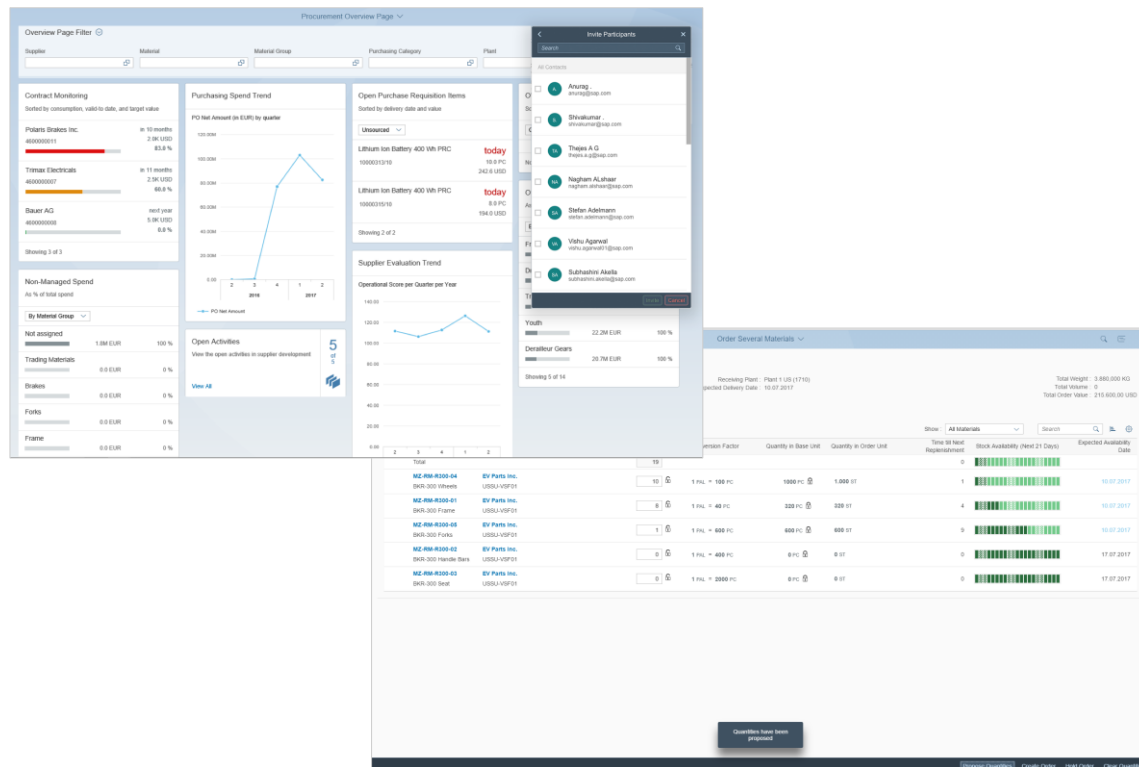


Jocelyn Dart 
more by this author

SAP Fiori for SAP S/4HANA


SAP Fiori Lighthouse Scenarios in SAP S/4HANA Cloud and SAP S/4HANA

Selection of lighthouse scenarios with SAP Fiori apps that offer immediate **business benefit** to the user of SAP S/4HANA Cloud and SAP S/4HANA when compared with SAP Business Suite



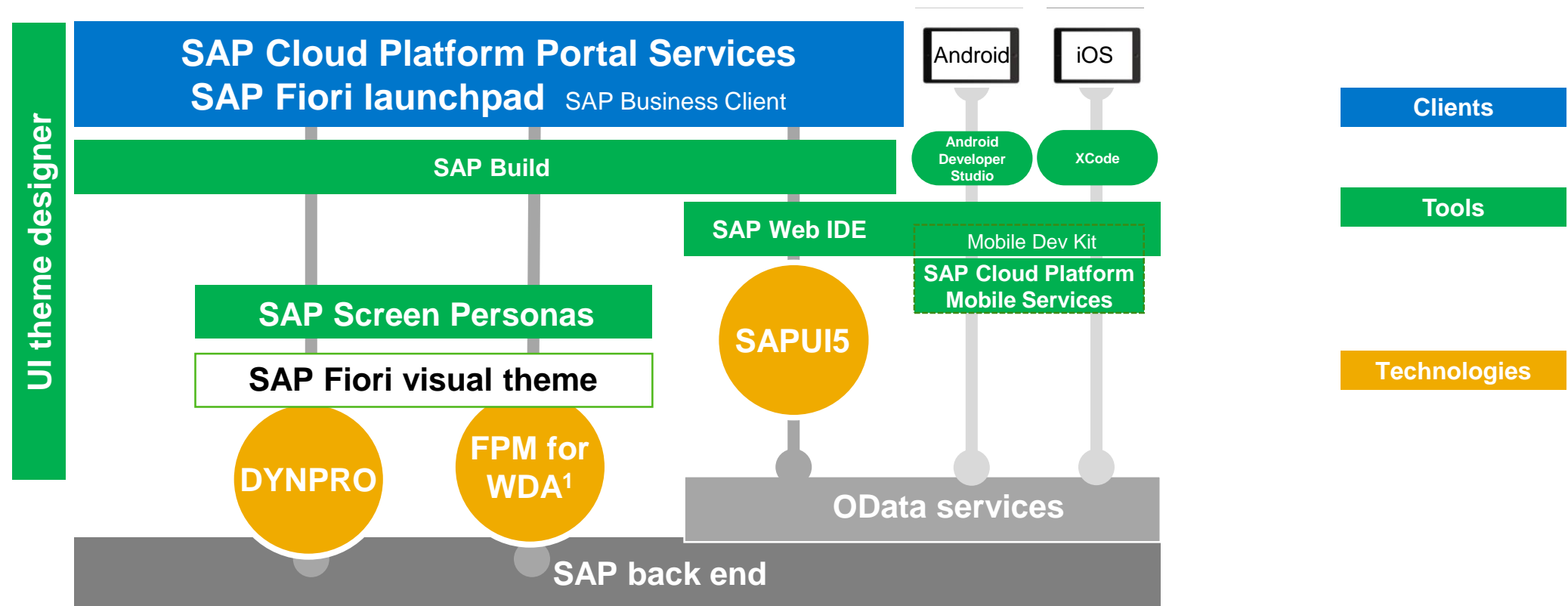
Details can be found [here](#)

Design & Build your own apps
Start Today!

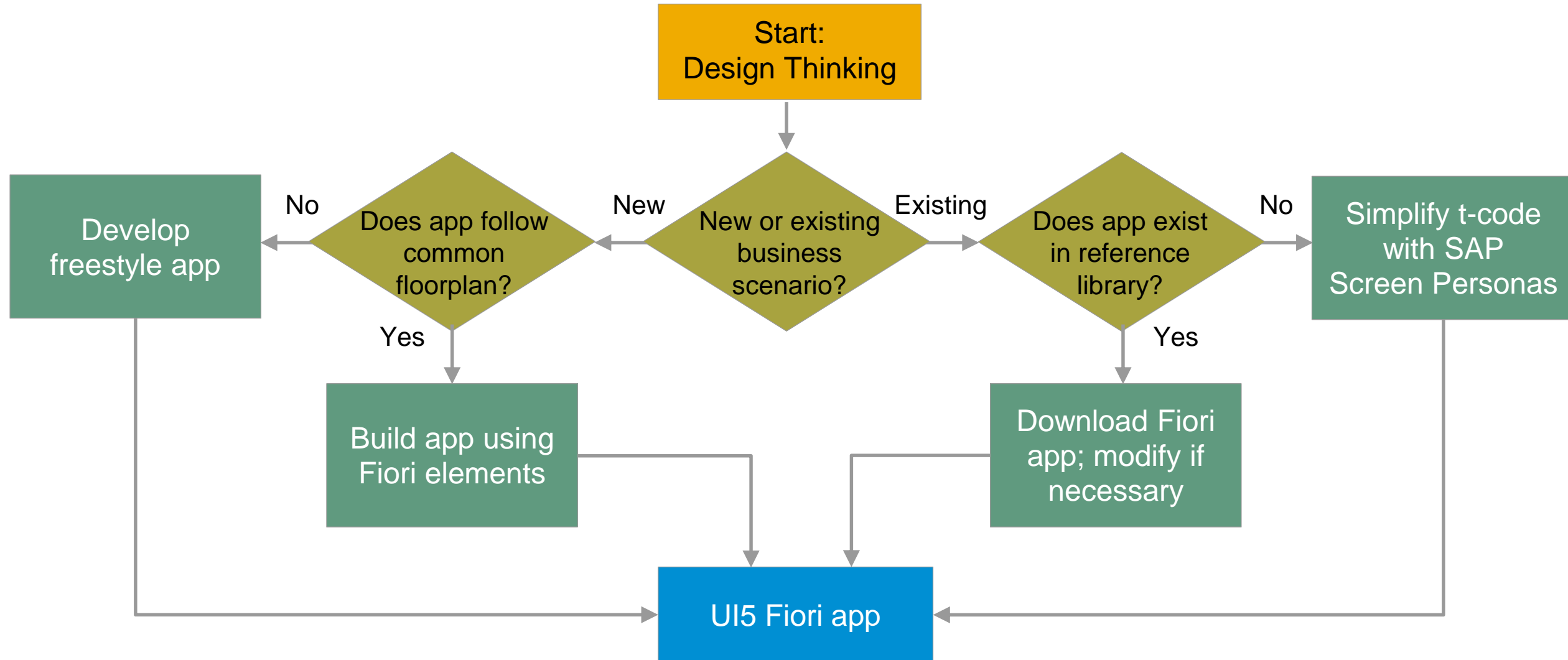


SAP key UI tools and technologies to deliver SAP Fiori user experience

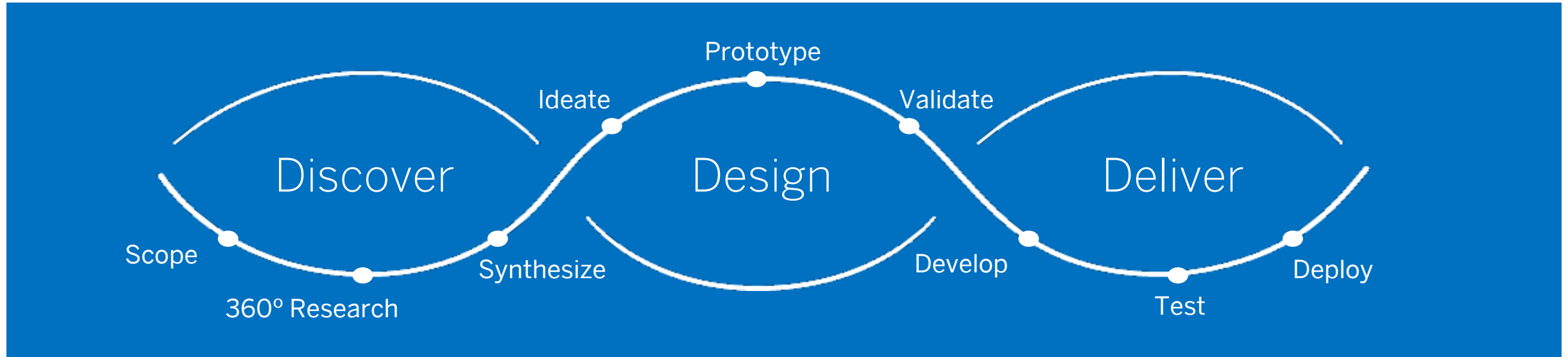
Simplified overview



Simple guidance for delivering the SAP Fiori user experience



Tools to help you design and develop SAP Fiori



SAP Web IDE

SAPUI5 + SAP Fiori elements

SAP Fiori launchpad

SAP UI theme designer

SDKs: SAP Fiori for iOS, SAP Fiori for Android

This is the current state of planning and may be changed by SAP at any time without notice.

© 2019 SAP SE or an SAP affiliate company. All rights reserved. | PUBLIC

SAP Build – Key capabilities

Turn ideas into interactive prototypes

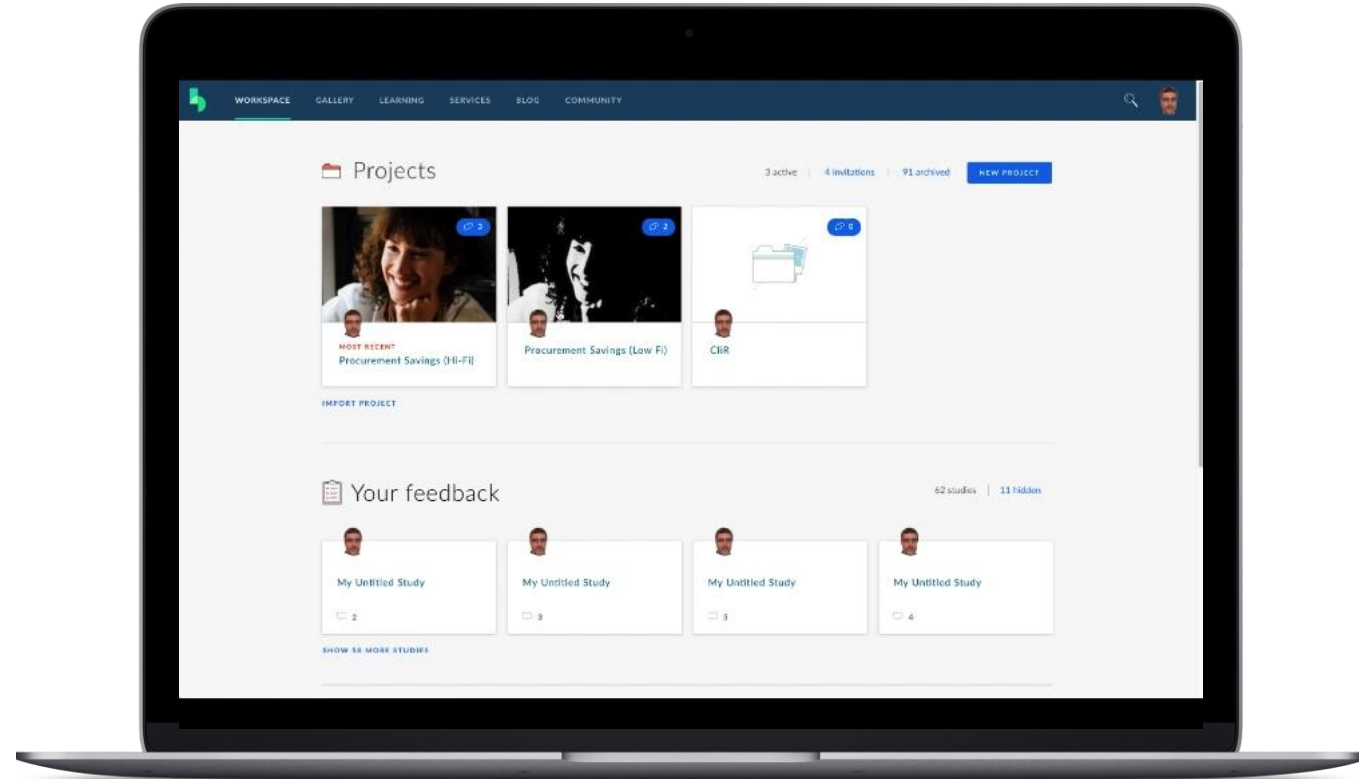
From drawings or using UI controls, nothing can prevent you to create a **prototype** and materialize your idea

Collaborate & Collect user feedback

Within or beyond your project team, leverage the collective **intelligence**, test your idea and raise user adoption

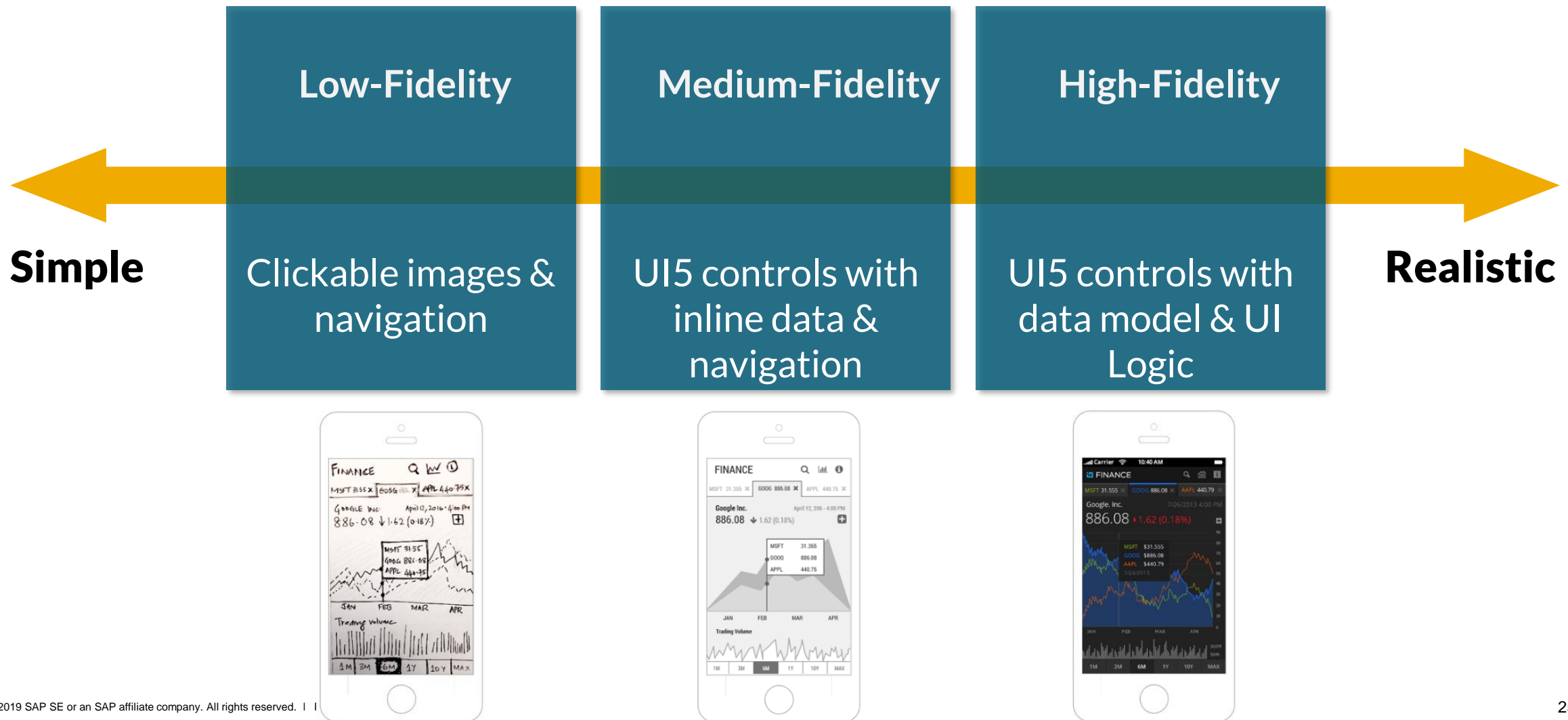
Jump-start development

When your prototype conveys the right User Experience and functionalities, hand it over to a **developer** to finalize it.

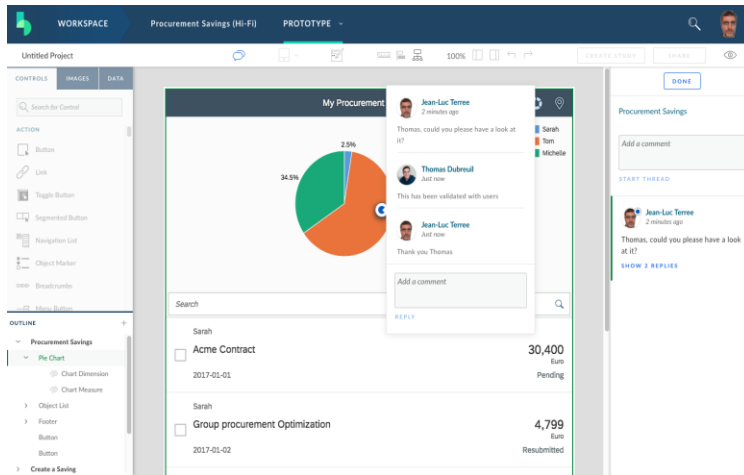


Benefits: Unlock innovation | Increase user adoption | Reduce dev time & costs

Turn ideas into interactive prototypes

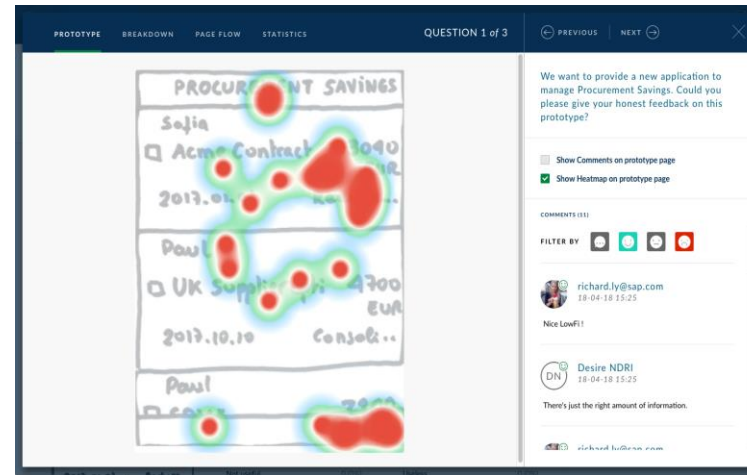


Collaborate & collect user feedback

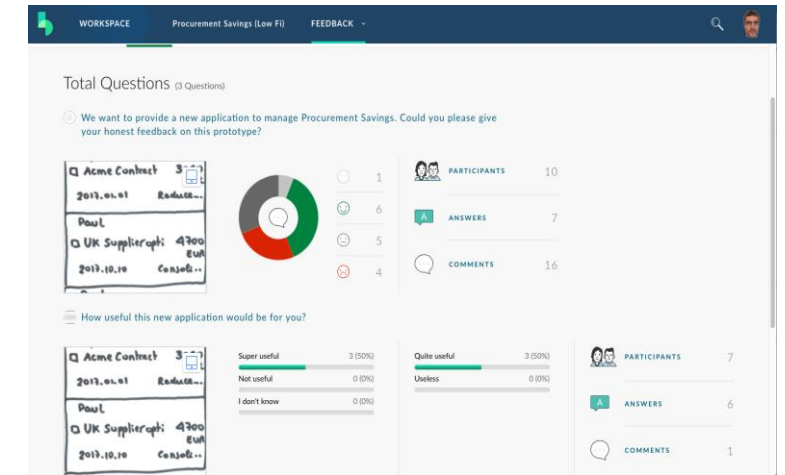


Collaborate within your project team

Share your prototype with your user community

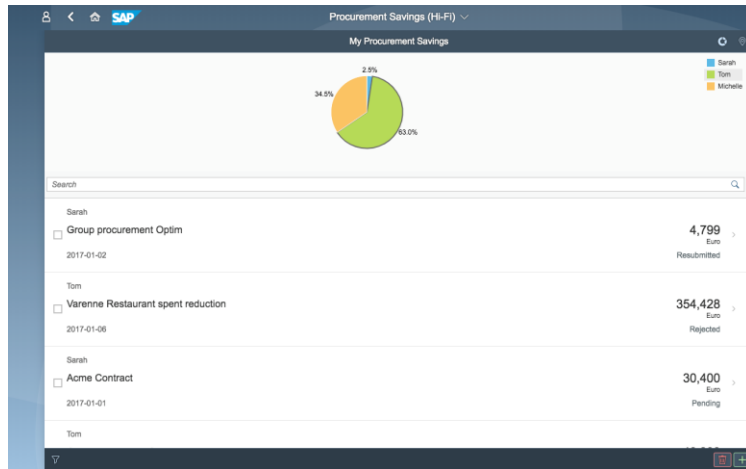


Gather feedback on images or prototypes from users before beginning development and raise user engagement & adoption



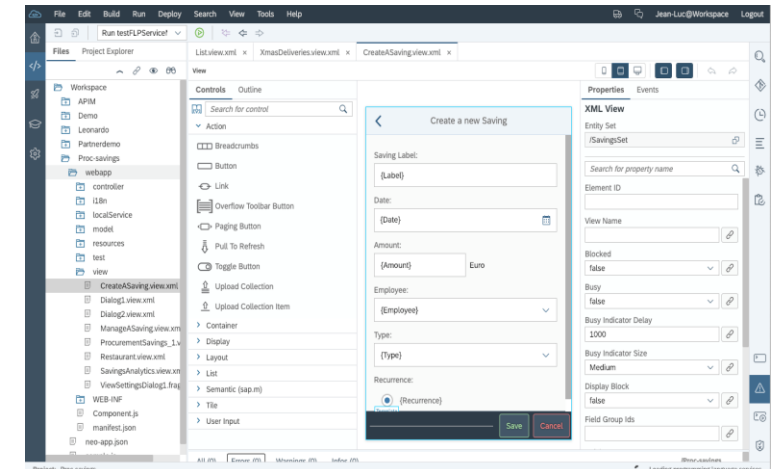
Learn from remote end-user feedback and improve your designs until having user's support

Jump-start development



The screenshot shows the SAP Web IDE editor with the 'CreateASaving.controller.js' file open. The code is as follows:

```
1 sap.ui.define(["sap/ui/core/mvc/Controller",
2   "sap/m/MessageBox",
3   "sap/ui/core/routing/History"],
4   function(BaseController, MessageBox, History) {
5     "use strict";
6
7     return BaseController.extend("com.sap.build.standard.procurement.savings.ui5.controller.CreateASaving", {
8       handleOnButtonClicked: function(oEvent) {
9
10        var oParams = {};
11
12        if (oEvent.oParameters.data.context) {
13          this.oContext = oEvent.oParameters.data.context;
14          var oPath =
15            {
16              path: "/" + this.oContext,
17              parameters: oParams
18            };
19          this.getView().bindObject(oPath);
20        }
21
22        this.oActionButtonGroupIds = [
23          "sap_responsive_Page_8-f469f87b7e3c38f3d08b0_11-content-build_single_Form-1517833184438-FormContainers-build_single-
24          1",
25          "view"
26        ];
27        this.handleOnActionButtonGroupSelectedIndex();
28
29        },
30        handleOnActionButtonGroupSelectedIndex: function() {
31          var that = this;
32          this.oActionButtonGroupIds.forEach(function(oActionButtonGroupId) {
33            var oActionButtonGroup = that.byId(oActionButtonGroupId);
34            oActionButtonGroup.setSelectedIndex(0);
35            if (oActionButtonGroup) {
36              var oSelectedIndexBinding = oActionButtonGroup.getBinding("selectedIndex");
37              var iSelectedIndex = oActionButtonGroup.getSelectedIndex();
38              oSelectedIndexBinding.attachEvent("change", function() {
39                if (iSelectedIndex !== 0) {
40                  // ...
41                }
42              });
43            }
44          });
45        }
46      });
47    });
```



A prototype enriched with company data replaces legacy requirements documents and shows Developers exactly what should be built

Leverage real code generated by SAP Build that can be reused in SAP Web IDE

A Developer can then finalize the code leveraging Web IDE editors, connect to productive data sources and easily deploy the app in the SAP Cloud Platform

SAP Build: In numbers



2,500+

Companies

1,200+ Customers

1,300+ Partners



64,000+

Users

40,000 Connections/Month



160,000+

Prototypes

47,000 Studies

Unique connection per month

Studies; vehicle to gather user feedback

SAP Screen Personas simplifies complex classic ERP screens

Benefits

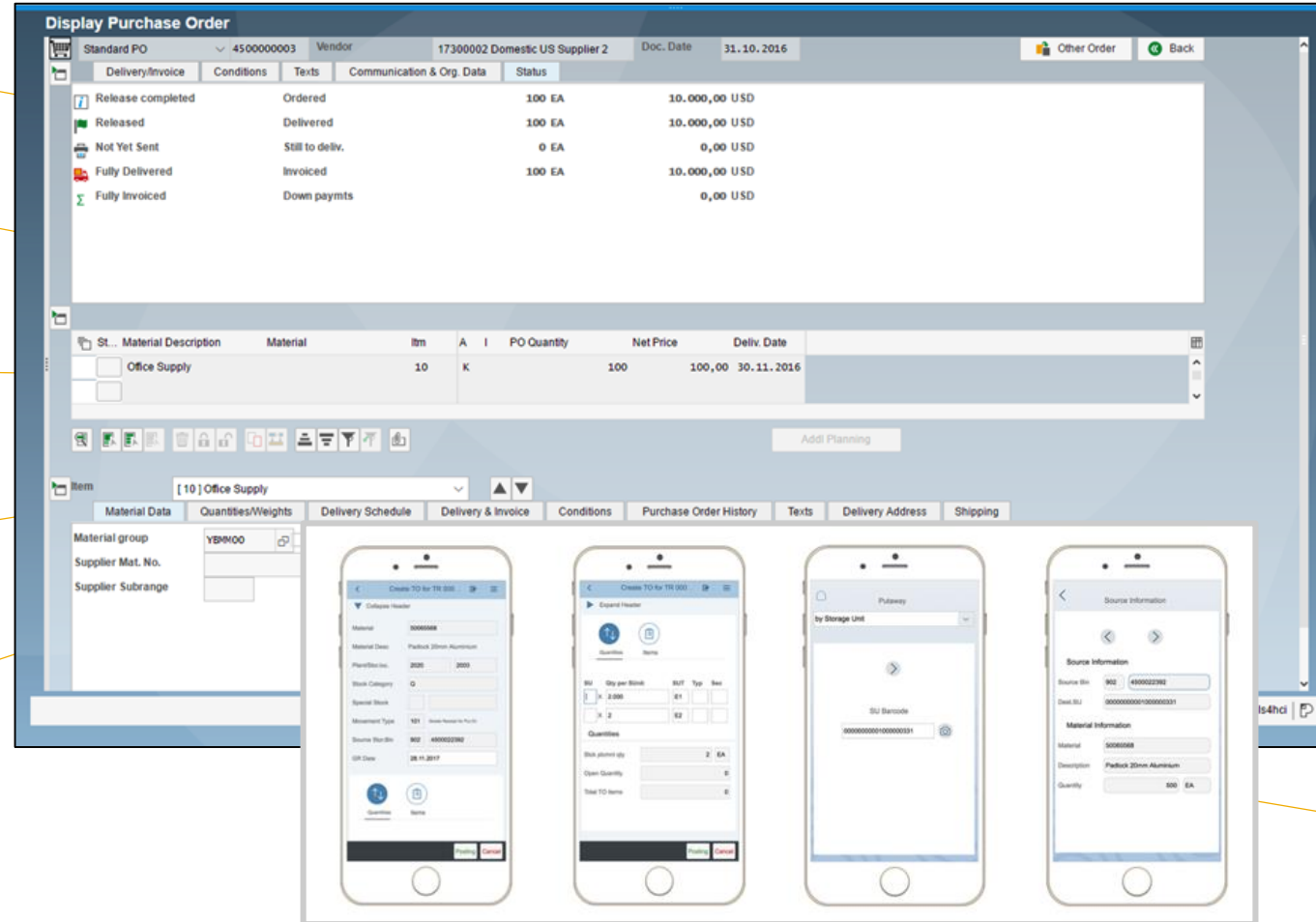
Improve business productivity

Increase SAP adoption by making screens easier to use

Decrease training time for SAP users with intuitive screens

Enhance user satisfaction

Reduce the cost of personalization compared to custom coding



Capabilities

Hide / rearrange screen elements, reduce scrolling

SAP Fiori design creation for custom or standard transactions, including SAP S/4HANA; embed into SAP Fiori launchpad

Adapt Dynpro or Web Dynpro ABAP screens

Pre-filled fields & pull-down menus as well as automation of repetitive tasks

Slipstream Engine renders flavors on desktop, tablet, or mobile phone

SAP Screen Personas is a proven UX transformation tool




1600+

customers



70

countries



25

industries

SAPUI5



SAPUI5

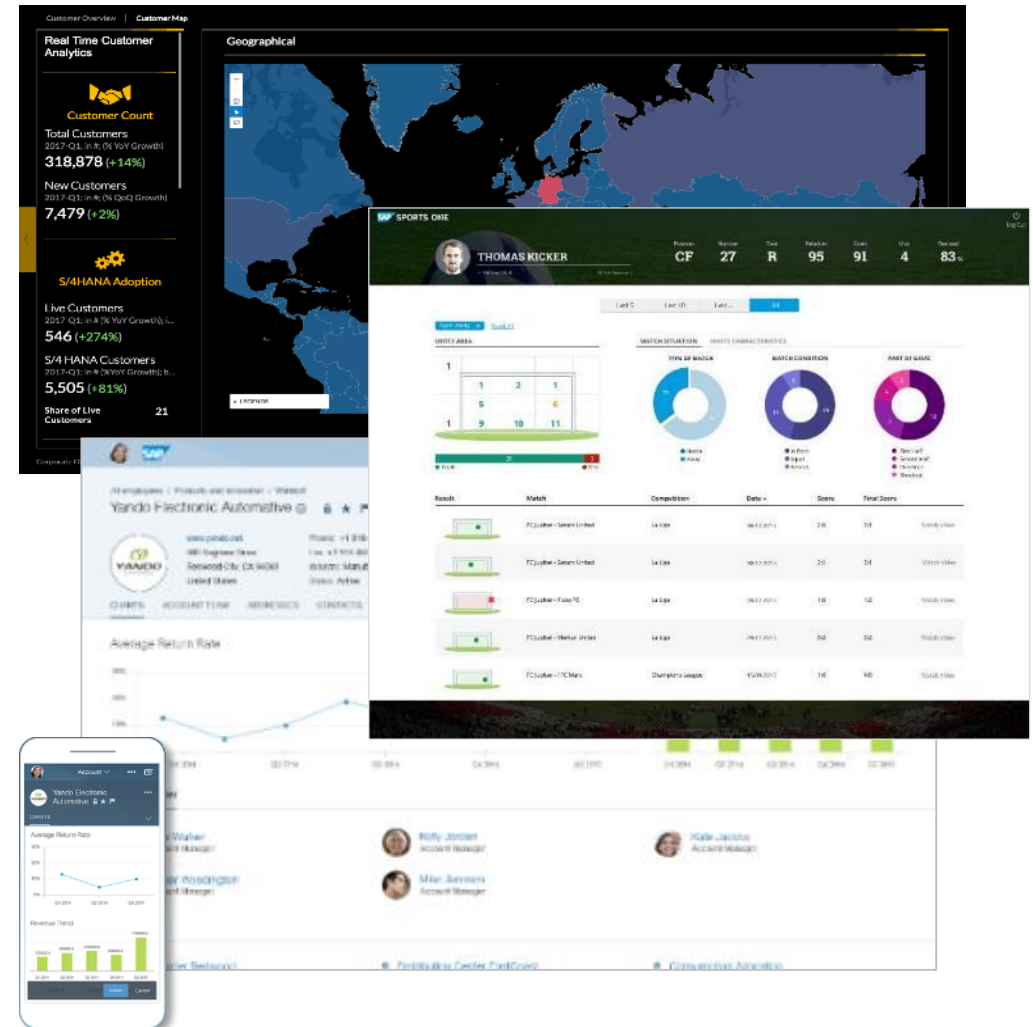
- Client-side, platform-independent JS framework
- Responsive, extensible, theme-able controls aligned with SAP Fiori design guidelines
- Conformance with product standards for building enterprise-grade apps
- Support for any data transfer including JSON, XML, OData, and more
- Integrated troubleshooting tools

UI5 Web Components

- Share fundamental UI5 qualities with others to provide enterprise-grade features, Fiori UX and themeability
- Easy consumption of UI5 controls to lower the entry barrier to use UI5 controls for own applications
- Targeting Developers who want to have more flexibility to use just HTML tags or arbitrary JS frameworks



Programming Models

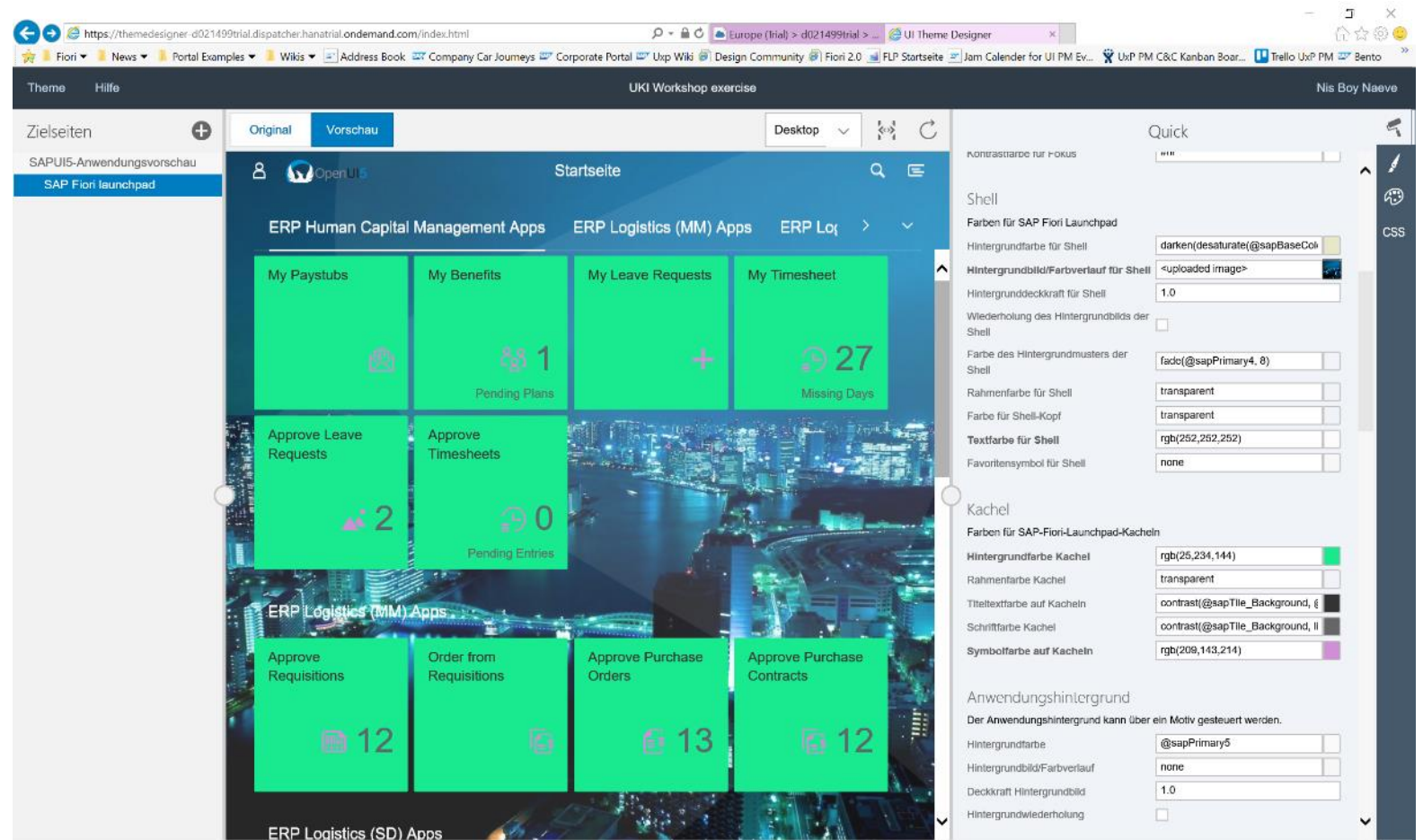


UI Theme Designer

One single tool for theming and branding SAPs key UIs to match your corporate identity.

Key capabilities

- Graphical web-based WYSIWYG editor
- CSS3 and LESS support
- Quick & expert & CSS theming



SAP Fiori Elements

Efficient development using templates,
designed based on enterprise user needs

Flexible Layout

List Report

Object Page

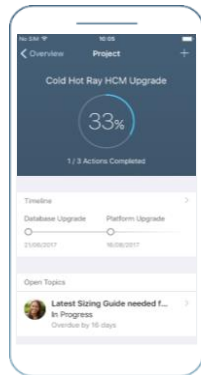
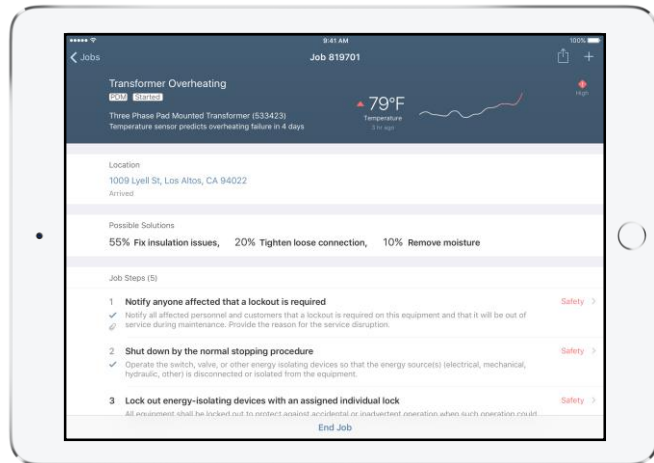
Overview Page

Analytical List Page

The collage displays several SAP Fiori Elements application views:

- Accounts (11) | Variant**: A list report showing a search bar, a list of accounts (Akron Tech, Blue Horizon Industries, etc.), and a sidebar with account details.
- Average Return Rate**: An overview page featuring a line chart showing the average return rate over time (Q1 2014 to Q2 2014).
- Contract Monitoring**: An overview page showing a bar chart of contract monitoring data, sorted by consumption, valid-to-date, and target value.
- Event-Based Revenue Recognition**: An analytical list page showing recognized margin by account, project, and billing element.
- Accounts**: A list report showing a list of accounts with filters (1) Country and a sidebar with account details.

SAP Fiori for iOS / SAP Fiori for Android




SAP Fiori for iOS design language

SAP Fiori for Android design language



Processes

Workflows redesigned
for mobility



SDK

New tools for app
development



Academy

Training and tools

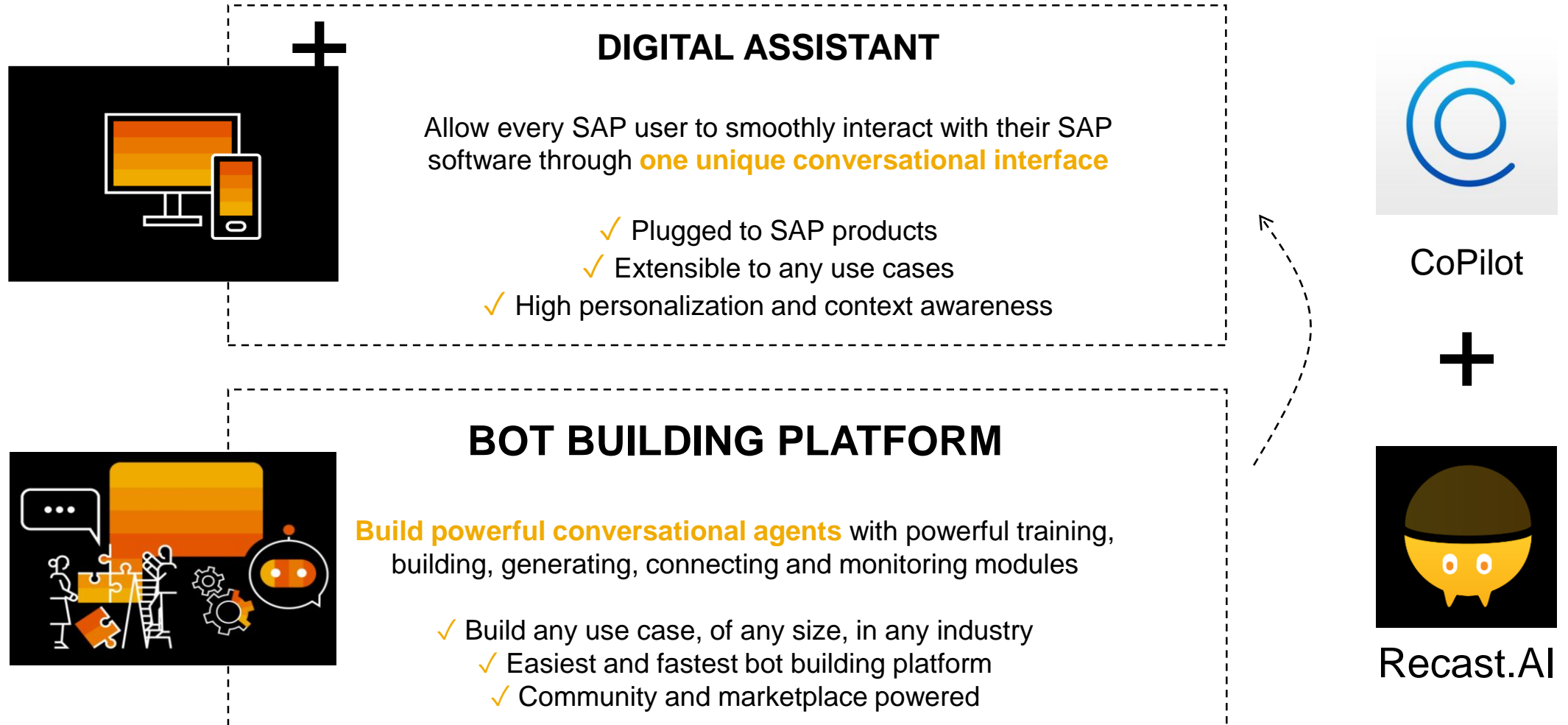


Apps

Creation of user-centric
native apps


SAP Conversational AI

SAP is grouping its two conversational products together to create the ultimate conversational experience



SAP Fiori Design

Outlook: SAP Fiori 3



SAP Fiori 3

SAP Fiori 3 is our new target design, which evolves the SAP Fiori design language for all SAP products to fully support the Intelligent Suite.

Flexible, simple, and convenient, with machine intelligence guiding users to make their work easier

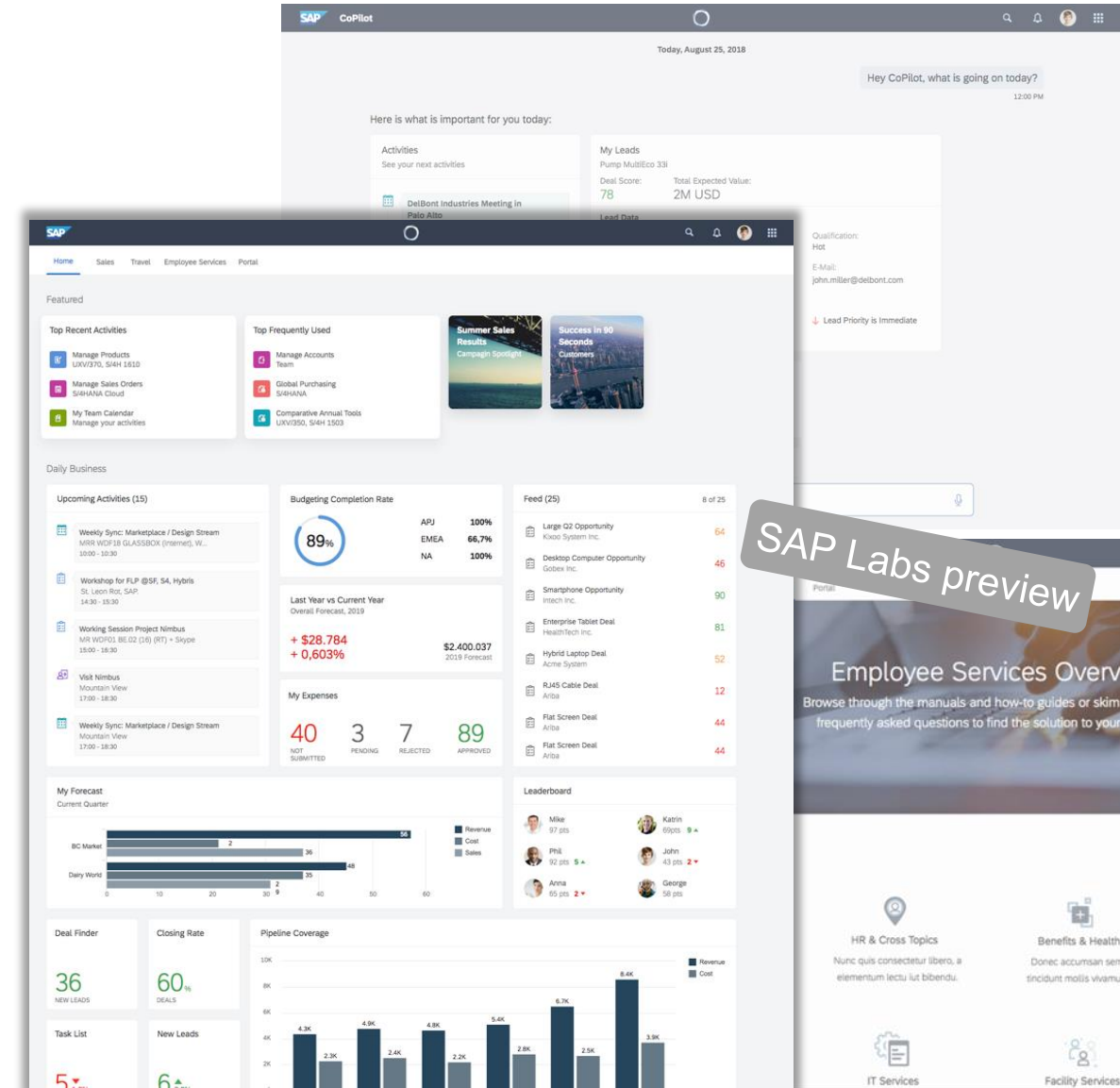


This is the current state of planning and may be changed by SAP at any time without notice.

SAP Fiori 3 – a reimagined user experience

SAP Fiori 3 deeply integrates natural language interaction and machine intelligence to provide:

- Intelligent, personalizable home pages showing everything you need to focus on
- Dynamic content to support intelligent apps, for briefings, analytics, etc.
- Digital assistant with conversational UI (SAP CoPilot) fully integrated
- Proactive business situation handling: explanations, insights, proposed actions
- A new theme for a fresh, up-to-date look and feel.



This is the current state of planning and may be changed by SAP at any time without notice.

SAP Fiori 3 – Digital assistant with conversational UI fully integrated

Planned
innovations

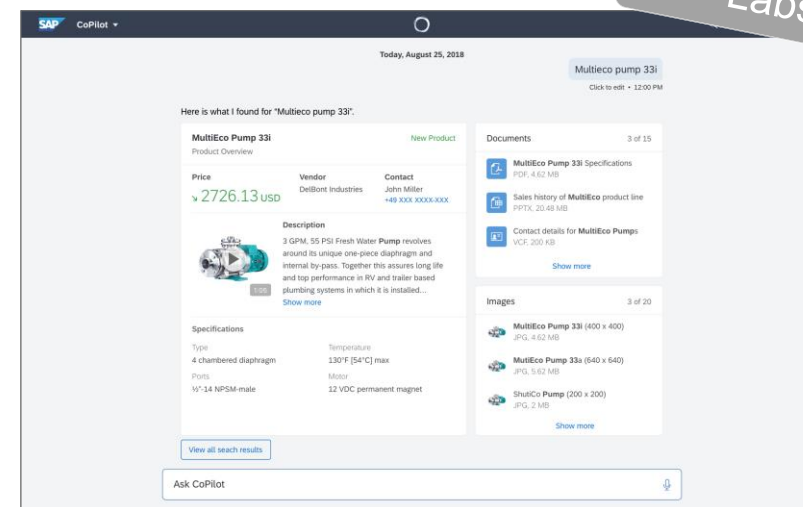
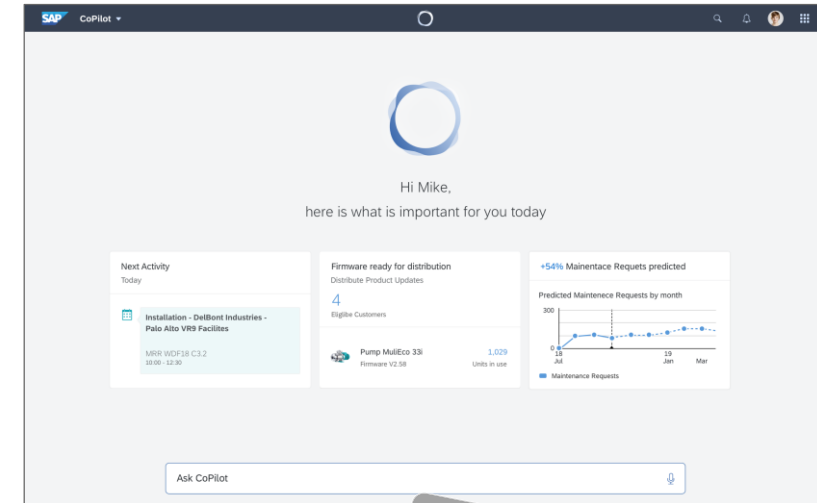
Start your day with SAP CoPilot, your digital assistant

Proactively tells you what is important for you today

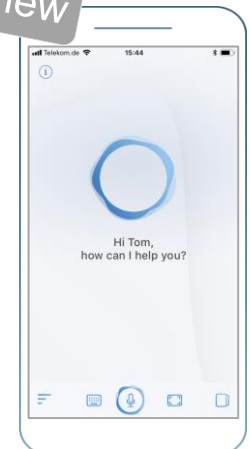
SAP CoPilot helps you find things and take action

Helps you deal with daily business as well as your needs as an employee (e.g. leave requests)

Access your assistant wherever you are:
desktop, mobile, via Slack or Microsoft Teams



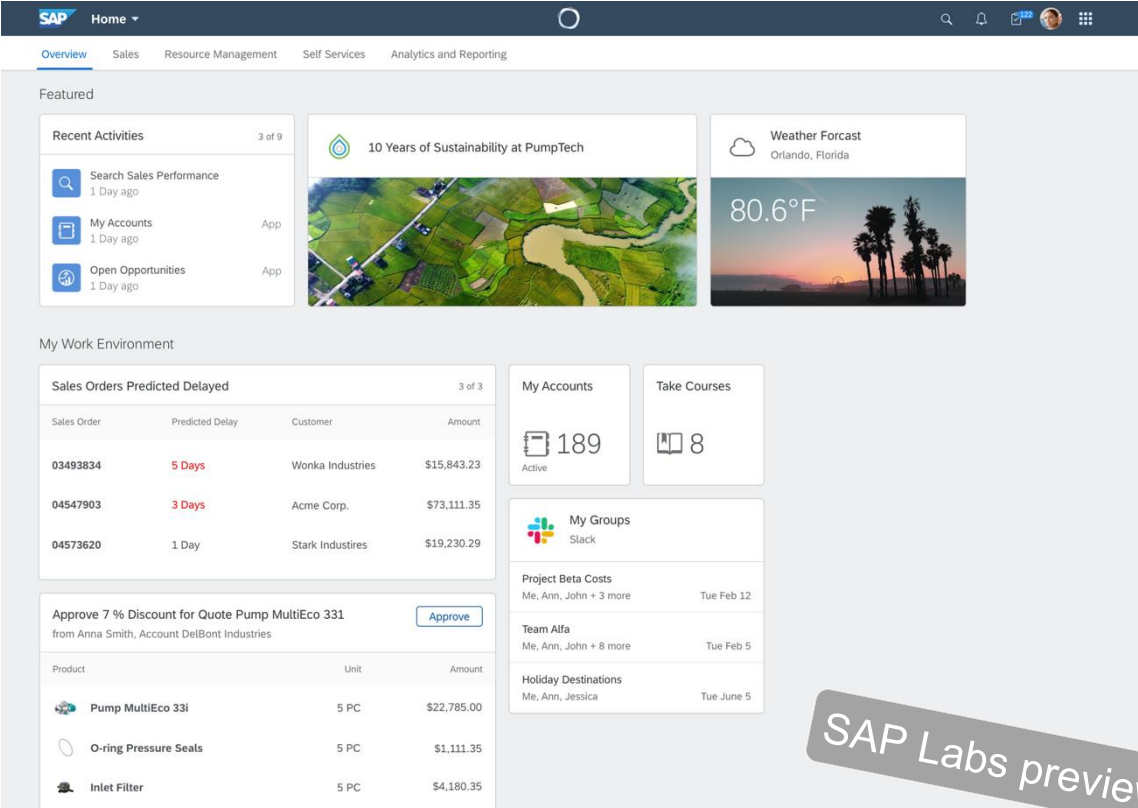
SAP Labs preview



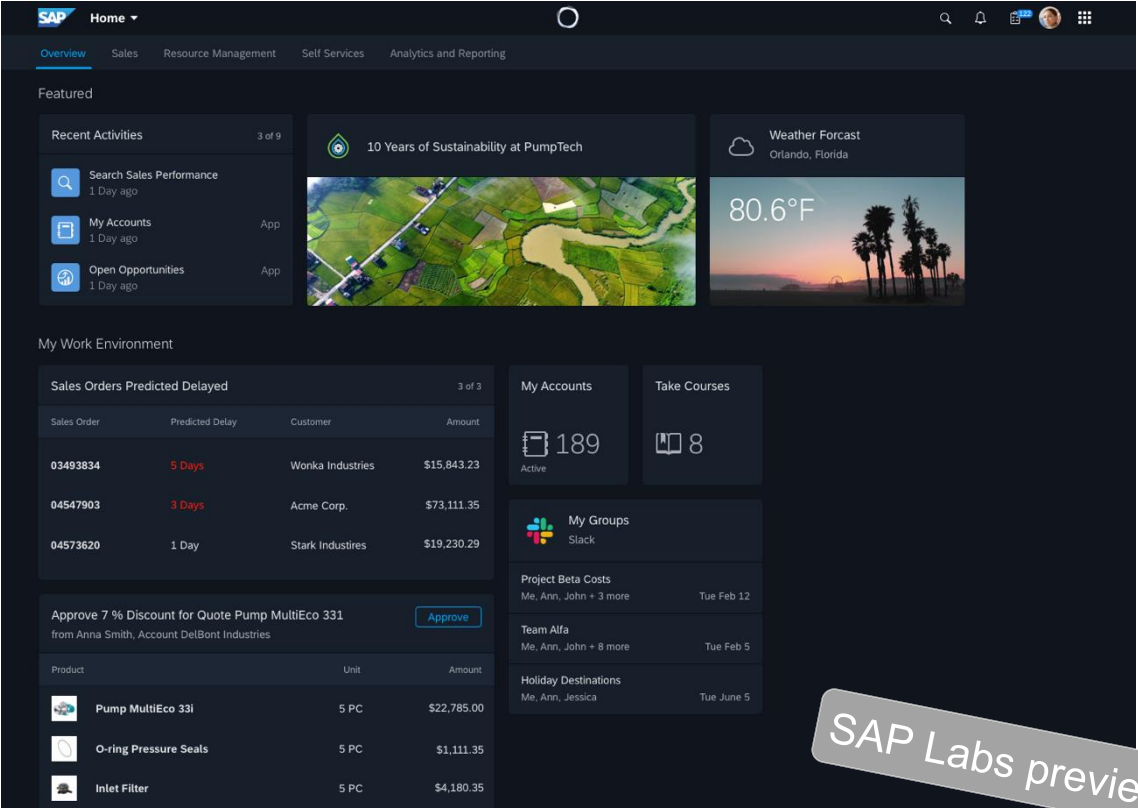
This is the current state of planning and may be changed by SAP at any time without notice.

© 2019 SAP SE or an SAP affiliate company. All rights reserved. | PUBLIC

Visual Design: the new Quartz theme for SAP Fiori 3



SAP Quartz Light*



SAP Quartz Dark

This is the current state of planning and may be changed by SAP at any time without notice.

*Theme available today for developers with SAPUI5 1.65

The path to SAP Fiori 3

Co-defined with all SAP Product Units

Independent of UI technology

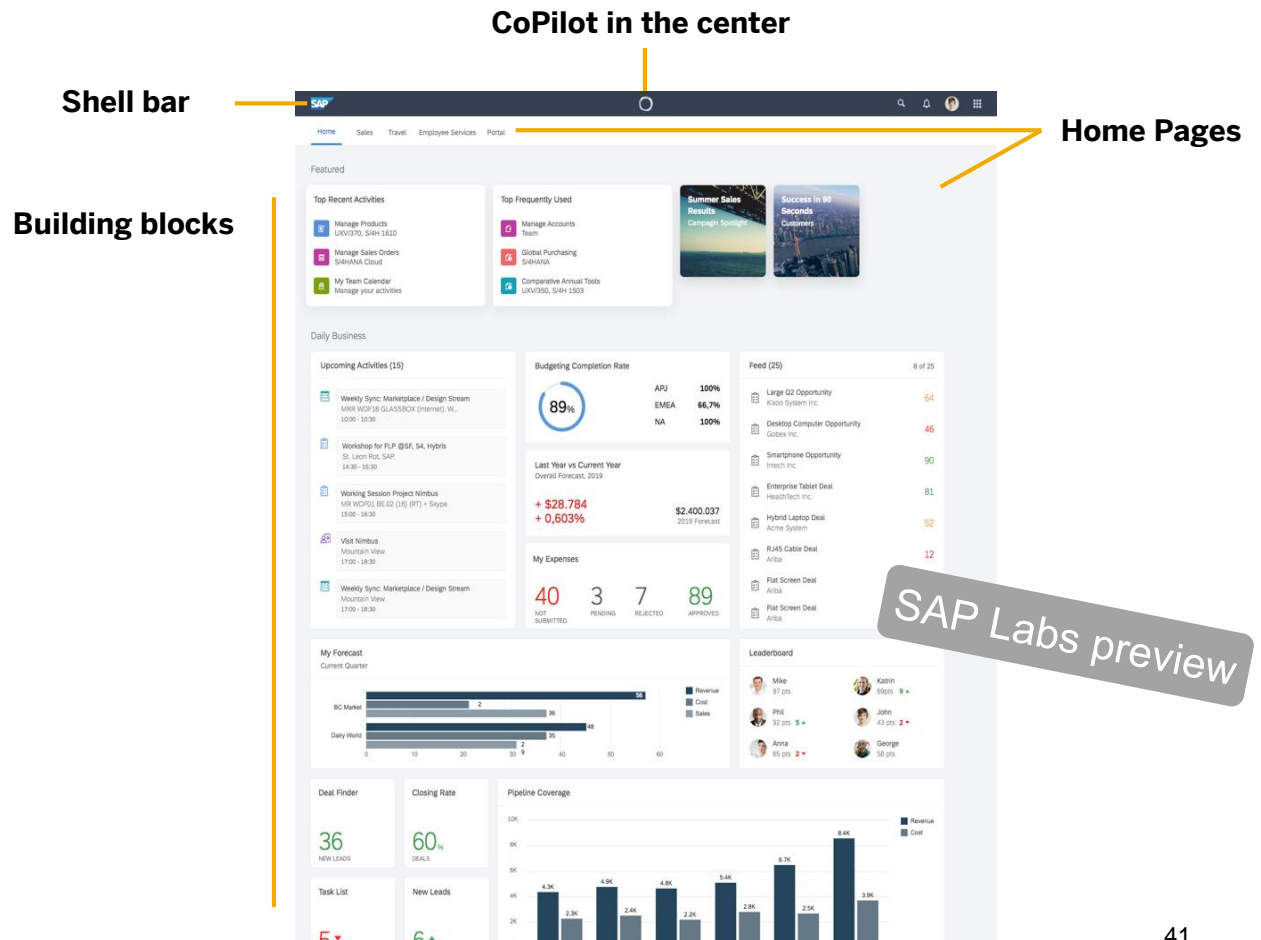
Non-disruptive for existing SAP Fiori apps

Beyond the SAP Fiori visual theme, common:

- Shell bar
- Structure (home pages / sites)
- Building blocks, e.g. cards
- Floor plans for SAP Fiori apps
- Use of SAP CoPilot

This is the current state of planning and may be changed by SAP at any time without notice.

Examples:



SAP Fiori 3 for SAP S/4HANA

First phase:

- SAP Fiori 3 theme Quartz
- SAP Fiori 3 launchpad shell: header, plus Viewport replacement

Planned availability:

- SAP S/4HANA Cloud 1908
- SAP S/4HANA 1909 (on-premise)

Next phase:

- Cards on home page (in addition to tiles)
- Planned availability:
 - Technology (SAPUI5 and SAP Fiori launchpad) plan to support developers end of 2019
 - SAP S/4HANA likely to start development in 2020

This is the current state of planning and may be changed by SAP at any time without notice.

Learn more

SAP customers and partners

- ▶ [SAP Fiori product page](#)
- ▶ [SAP CoPilot product page](#)
- ▶ [SAP Road Maps](#) (search for “Fiori” or “CoPilot”)
- ▶ [SAP User Experience Community](#)
- ▶ [SAP Community Network](#) – [SAP Fiori blogs](#)
- ▶ [SAP Fiori lighthouse scenarios with SAP S/4HANA](#)
- ▶ [SAP Fiori apps reference library](#)
- ▶ [SAP Fiori documentation](#)



Questions?

Thank you.

Contact information:

Kirsty White

Product Management
SAP User Experience
SAP SE



Keith Fischer

Product Management
SAP User Experience
SAP SE



Follow us



www.sap.com/contactsap

© 2019 SAP SE or an SAP affiliate company. All rights reserved.

No part of this publication may be reproduced or transmitted in any form or for any purpose without the express permission of SAP SE or an SAP affiliate company.

The information contained herein may be changed without prior notice. Some software products marketed by SAP SE and its distributors contain proprietary software components of other software vendors. National product specifications may vary.

These materials are provided by SAP SE or an SAP affiliate company for informational purposes only, without representation or warranty of any kind, and SAP or its affiliated companies shall not be liable for errors or omissions with respect to the materials. The only warranties for SAP or SAP affiliate company products and services are those that are set forth in the express warranty statements accompanying such products and services, if any. Nothing herein should be construed as constituting an additional warranty.

In particular, SAP SE or its affiliated companies have no obligation to pursue any course of business outlined in this document or any related presentation, or to develop or release any functionality mentioned therein. This document, or any related presentation, and SAP SE's or its affiliated companies' strategy and possible future developments, products, and/or platforms, directions, and functionality are all subject to change and may be changed by SAP SE or its affiliated companies at any time for any reason without notice. The information in this document is not a commitment, promise, or legal obligation to deliver any material, code, or functionality. All forward-looking statements are subject to various risks and uncertainties that could cause actual results to differ materially from expectations. Readers are cautioned not to place undue reliance on these forward-looking statements, and they should not be relied upon in making purchasing decisions.

SAP and other SAP products and services mentioned herein as well as their respective logos are trademarks or registered trademarks of SAP SE (or an SAP affiliate company) in Germany and other countries. All other product and service names mentioned are the trademarks of their respective companies.

See www.sap.com/copyright for additional trademark information and notices.

SAP folgen auf



www.sap.com/germany/contactsap

© 2019 SAP SE oder ein SAP-Konzernunternehmen. Alle Rechte vorbehalten.

Weitergabe und Vervielfältigung dieser Publikation oder von Teilen daraus sind, zu welchem Zweck und in welcher Form auch immer, ohne die ausdrückliche schriftliche Genehmigung durch SAP SE oder ein SAP-Konzernunternehmen nicht gestattet.

In dieser Publikation enthaltene Informationen können ohne vorherige Ankündigung geändert werden. Die von SAP SE oder deren Vertriebsfirmen angebotenen Softwareprodukte können Softwarekomponenten auch anderer Softwarehersteller enthalten. Produkte können länderspezifische Unterschiede aufweisen.

Die vorliegenden Unterlagen werden von der SAP SE oder einem SAP-Konzernunternehmen bereitgestellt und dienen ausschließlich zu Informationszwecken. Die SAP SE oder ihre Konzernunternehmen übernehmen keinerlei Haftung oder Gewährleistung für Fehler oder Unvollständigkeiten in dieser Publikation. Die SAP SE oder ein SAP-Konzernunternehmen steht lediglich für Produkte und Dienstleistungen nach der Maßgabe ein, die in der Vereinbarung über die jeweiligen Produkte und Dienstleistungen ausdrücklich geregelt ist. Keine der hierin enthaltenen Informationen ist als zusätzliche Garantie zu interpretieren.

Insbesondere sind die SAP SE oder ihre Konzernunternehmen in keiner Weise verpflichtet, in dieser Publikation oder einer zugehörigen Präsentation dargestellte Geschäftsabläufe zu verfolgen oder hierin wiedergegebene Funktionen zu entwickeln oder zu veröffentlichen. Diese Publikation oder eine zugehörige Präsentation, die Strategie und etwaige künftige Entwicklungen, Produkte und/oder Plattformen der SAP SE oder ihrer Konzernunternehmen können von der SAP SE oder ihren Konzernunternehmen jederzeit und ohne Angabe von Gründen unangekündigt geändert werden. Die in dieser Publikation enthaltenen Informationen stellen keine Zusage, kein Versprechen und keine rechtliche Verpflichtung zur Lieferung von Material, Code oder Funktionen dar. Sämtliche vorausschauenden Aussagen unterliegen unterschiedlichen Risiken und Unsicherheiten, durch die die tatsächlichen Ergebnisse von den Erwartungen abweichen können. Dem Leser wird empfohlen, diesen vorausschauenden Aussagen kein übertriebenes Vertrauen zu schenken und sich bei Kaufentscheidungen nicht auf sie zu stützen.

SAP und andere in diesem Dokument erwähnte Produkte und Dienstleistungen von SAP sowie die dazugehörigen Logos sind Marken oder eingetragene Marken der SAP SE (oder von einem SAP-Konzernunternehmen) in Deutschland und verschiedenen anderen Ländern weltweit. Alle anderen Namen von Produkten und Dienstleistungen sind Marken der jeweiligen Firmen.

Zusätzliche Informationen zur Marke und Vermerke finden Sie auf der Seite www.sap.com/corporate/de/legal/copyright.html.