



effect

THE INNOVATION EXPERIENCE

THE 101 OF DATA & INSIGHT –
MY PERSONAL MARATHON JOURNEY

BRIAN ORLOFF

SAP



TOTAL RUNNERS
7,238

FEMALE RUNNERS
2,080

MALE RUNNERS
5,158

AVERAGE AGE
MALE 39
FEMALE 38

THE BEST RUN

AVERAGE SPEED BY AGE GROUP AND GENDER

AVERAGE PACE BY AGE GROUP AND GENDER

FASTEST 5K SPLIT TIME
5K: 15:10

COUNTRIES PARTICIPATING
42 COUNTRIES

RUNNERS BY AGE CATEGORY

FASTEST 5K SPLIT SPEED
5K: 18.75 KM/H

RUNNERS FINISHED
6,324

CUMULATIVE K'S RUN
268,843.69

OLDEST VS YOUNGEST
85 | 18
OLDEST | YOUNGEST

FASTEST MALE AVERAGE PACE - CURRENT VS RECORDS

FASTEST FEMALE AVERAGE PACE - CURRENT VS RECORDS

OCTOBER 13 2019

EVENTS EVENT INFO GALLERY FUNDRAISE NEWS PARTNERS FAQS

347 DAYS TO GO

RESULTS

BIGGEST MEDIBANK MELBOURNE MARATHON FESTIVAL IN HISTORY

Home » News » Biggest Medibank Melbourne Marathon Festival in history

2018 EVENT NEWS

Posted On: October 14, 2018

[Facebook](#)

[Twitter](#)

[Google+](#)

[Email](#)

RECENT POSTS

2018 key performances
October 18, 2018

Biggest Medibank Melbourne Marathon Festival in history
October 14, 2018

Win a trip to Sri Lanka
September 20, 2018

Facebook Live
September 14, 2018

SINEAD DIVER SETS NEW RECORD AT THE BIGGEST MEDIBANK MELBOURNE MARATHON IN FESTIVAL HISTORY

Irish Australian Sinead Diver has set a new course record at the **Medibank Melbourne Marathon**, with a time of 2:25:19 – making her the fastest woman on the course and the fastest ever Australian female athlete to complete the 42.195km distance in Australia.

THE BEST RUN

medibank
For Better Health


MARATHON FEMALE LEADERBOARD

#	NAME	TIME	AT
	1 S. DIVER	2:25:19	42.2K
	2 R. RODGERS	2:47:04	42.2K
	3 E. MURRAY-BARTLETT	2:54:09	42.2K
	4 R. GLASSON	2:57:16	42.2K
	5 A. PLYMIN	2:59:12	42.2K
	6 A. ROBERTSON	3:00:33	42.2K
	7 S. BENNETT	3:01:56	42.2K
	8 S. GREENWOOD	3:04:14	42.2K
	9 T. EDMONDSON	3:05:57	42.2K
	10 A. MOSS	3:07:07	42.2K

SAP Sponsorship of 2018 Medibank Melbourne Marathon Festival



Aligned Values -
Promoting Health and
Wellness



Collaboration with
Customer and
Partners



Leverage Innovation
and Insights to Drive
Engagement





Insights on 40 Years of Marathon Data

 THE BEST RUN 

Improving Race Day Engagement through **Enhanced Insights**

sap.com/australia/marathon

Australia's largest marathon, the **Medibank Melbourne Marathon**, has been running for over 40 years. As you can imagine, technology has moved along since 1978 and more recently advancing at a phenomenal rate.

SAP is proud to be joining the **2018 Medibank Melbourne Marathon** as the official technology partner, tasked with improving race day engagement by providing next-level insights.



Insights on 40 Years of Race Data

40 is the new 30 in more ways than some



The Average Age of Marathon Runners in 1978 was 31. In 2017 it was 39.

Health & Lifestyle is becoming an increasing priority in society.

According to the latest World Health Organisation figures, Australia's "healthy life expectancy" reached 73 years in 2016, about 10 years higher than the global average.¹

Female Runners are taking new strides

17,910% rise in Female Marathon participation

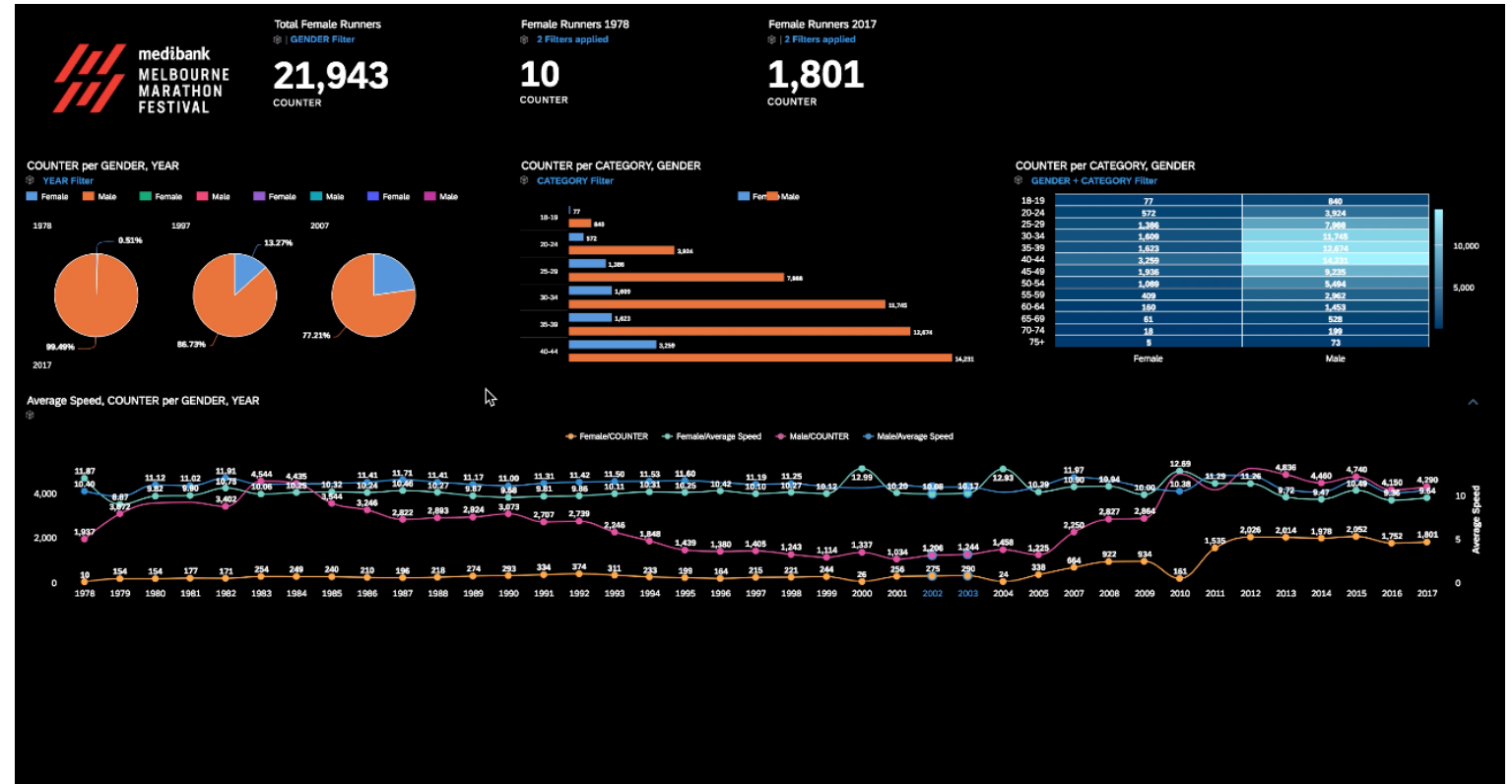


1978: x10 Female Marathon Runners
2017: x1801 Female Marathon Runners

A compound growth rate of 12% for female vs 8% for male runners.

Excel vs Modern Analytics

PLACE	TIME	SURNAME, INIT	START NO	TEAM	SUBURB, POST CODE	BIRTH DATE	RACE DAY AGE
1	2:21:04		1782	The Over The Hill Gang	RINGWOOD, 3134	8/2/52	26
2	2:23:06		744	Kew-Camberwell	Burnley, 3121	2/12/50	27
3	2:25:14		2975				
4	2:26:36		1215		WANTIRNA, VIC., 3152	7/5/49	29
5	2:27:09		2503		Lilydale, 3140		
6	2:32:06		200	Ringwood A.A.C.	Parkville, 3052	27/8/43	35
7	2:32:24		1050		Gynea, 2227	13/8/36	42
8	2:33:37		1898	P.C.C.C.	EAST DONCASTER, 3109	9/5/38	40
9	2:34:22		535		via Yarragon, 3823	1/9/52	26
10	2:34:43		1735	Oakleigh A.A.C.	DAKLEIGH, 3166	1/3/45	33
11	2:34:45		396		Glengowrie, 5044	17/8/52	26
12	2:36:31		1798	Glenhuntly AAC No.1	CHADSTONE, 3148	28/8/48	30
13	2:36:41		2373	3MP No.2	FRANKSTON, 3199	10/11/53	24
14	2:36:53		977	3MP No.2	Broadmeadows, 3047	23/11/50	27
15	2:37:05		1483	Ringwood A.A.C.	LILYDALE, 3140	17/12/46	31
16	2:38:05		1912	Glenhuntly AAC No.3	BENTLEIGH, 3204	00/01/14	
17	2:38:41		103		Ringwood, 3134	14/5/45	33
18	2:38:52		2404		NUNAWADING, 3131	13/10/37	41
20	2:39:08		853		Sth Yarra, 3141	11/1/48	30
21	2:39:29		244	Ballarat Harriers No.1	Ballarat, 3350	16/7/55	23
22	2:39:43		1739	The Over The Hill Gang	NUNAWADING, 3131	15/9/43	35
22	2:39:53		2892	St Stephen's Harriers "A"	MONT ALBERT, 3127	20/8/36	42
24	2:40:58		735	Ballarat Harriers No.1	Ballarat, 3350	31/5/40	38
25	2:41:05		278		Mt Waverley, 3149	15/7/39	39
26	2:41:23		584	Glenhuntly AAC No.2	Glen Waverley, 3150	18/12/45	32
27	2:41:34		2453		SMYTHESDALE, 3351	15/3/48	30
28	2:42:16		2132		Holland Park, 4121	1/5/44	34
29	2:42:33		2369		MT. MARTHA, 3934	24/2/46	32
30	2:42:44		1678	Kew-Camberwell	PARKVILLE, 3052	24/3/53	25
31	2:42:52		2956	Glenhuntly AAC No.1	SOUTH OAKLEIGH, 3167	24/2/49	29
32	2:42:58		1687	P.C.C.C.	EAST DONCASTER, 3109	5/6/46	32
33	2:43:56		2228	Ringwood A.A.C.	Kilsyth, 3137	1/6/54	24
34	2:44:33		630		Hawthorn, 3122	11/3/55	23
35	2:45:09		2129		Ascot Vale, 3032	48/01/48	30
36	2:45:36		304		Dingley, 3172	18/5/40	38
37	2:45:49		1176		MELBA A.C.T., 2615	27/5/49	29
38	2:45:54		1859		SANDY CREEK, S.A., 5350	30/10/36	42
39	2:46:06		2022	Glenhuntly AAC No.1	CAULFIELD, 3162	4/1/52	26



Marathon Dashboard powered by SAP

- Race Demographics
- Performance Stats
- Course Record
- Aggregated Information



Marathon Leaderboard powered by SAP



THE BEST RUN 

medibank **MARATHON MALE LEADERBOARD** 


For Better Health

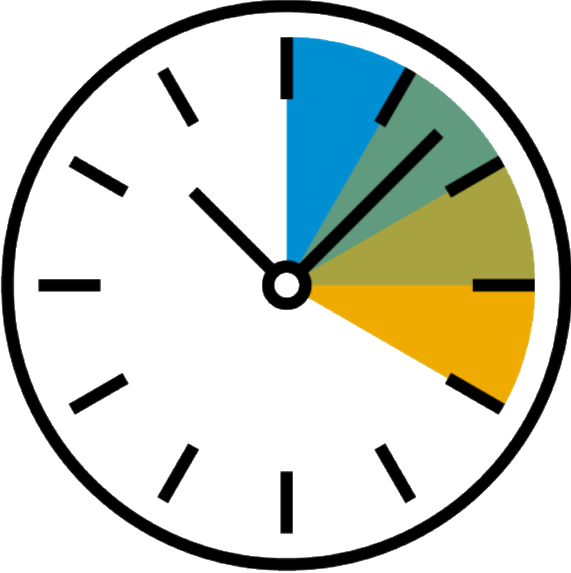
#	NAME	TIME	AT
 1	L. ADAMS	2:15:13	42.2K
 2	D. ONDORO	2:16:54	42.2K
 3	W. CHEBON C	2:18:05	42.2K
 4	N. EARL	2:18:56	42.2K
 5	M. COX	2:21:33	42.2K
 6	M. ROEGER	2:23:30	42.2K
 7	T. YOROIZAKA	2:24:39	42.2K
 8	B. KAHLEFELDT	2:26:12	42.2K
 9	Y. MAEDA	2:28:43	42.2K
 10	M. MOORE	2:29:43	42.2K



 Live Broadcast

Big Screen at MCG 







Marathon Dashboard



Marathon Leaderboard



#	NAME	TIME	AT
1	L. ADAMS	2:15:03	42.3K
2	D. OBEYD	2:18:54	42.3K
3	W. CHERON C	2:18:05	42.3K
4	N. SARA	2:18:56	42.3K
5	M. COX	2:21:33	42.3K
6	M. ROEDER	2:22:50	42.3K
7	T. YOKOKAWA	2:24:39	42.3K
8	K. KAHLEFELDT	2:26:02	42.3K
9	Y. MAEDA	2:28:43	42.3K
10	M. MOORE	2:28:43	42.3K

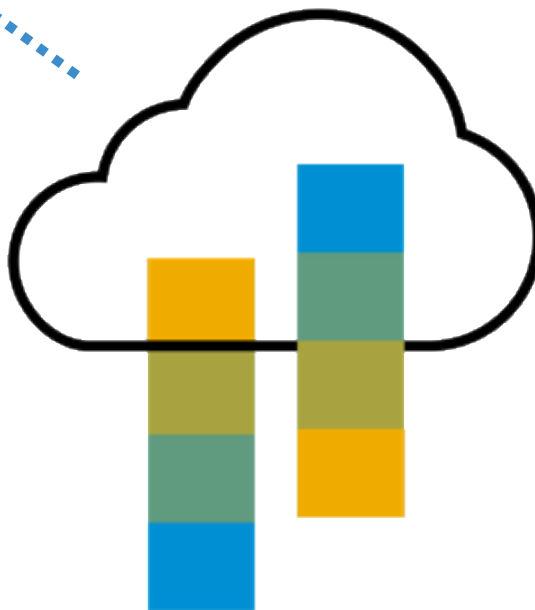
Multisport Timing Provider



Live Feed via API

Live Feed

Live Broadcast



SAP Cloud Platform powered by SAP HANA

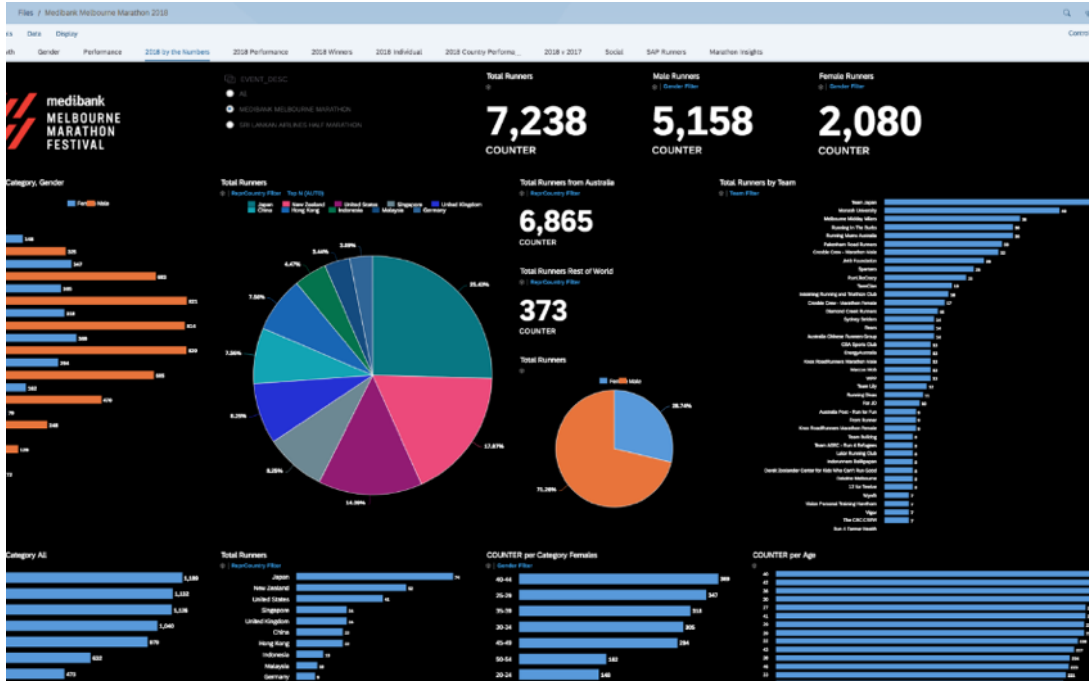
Runner Timing Devices



SAP Analytics Cloud



Instant Insight



Behind the Scenes





Engagement Impact

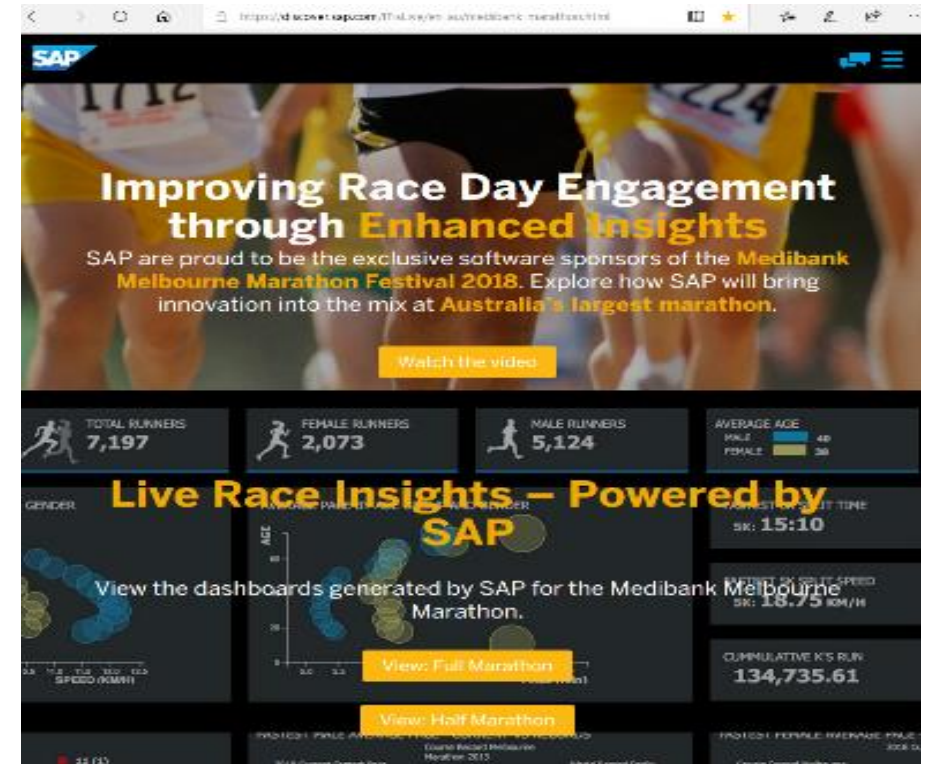


210,000+ views of the Dashboard!

Live viewing engagement – Average Viewing Time YouTube

2017 – 29 seconds

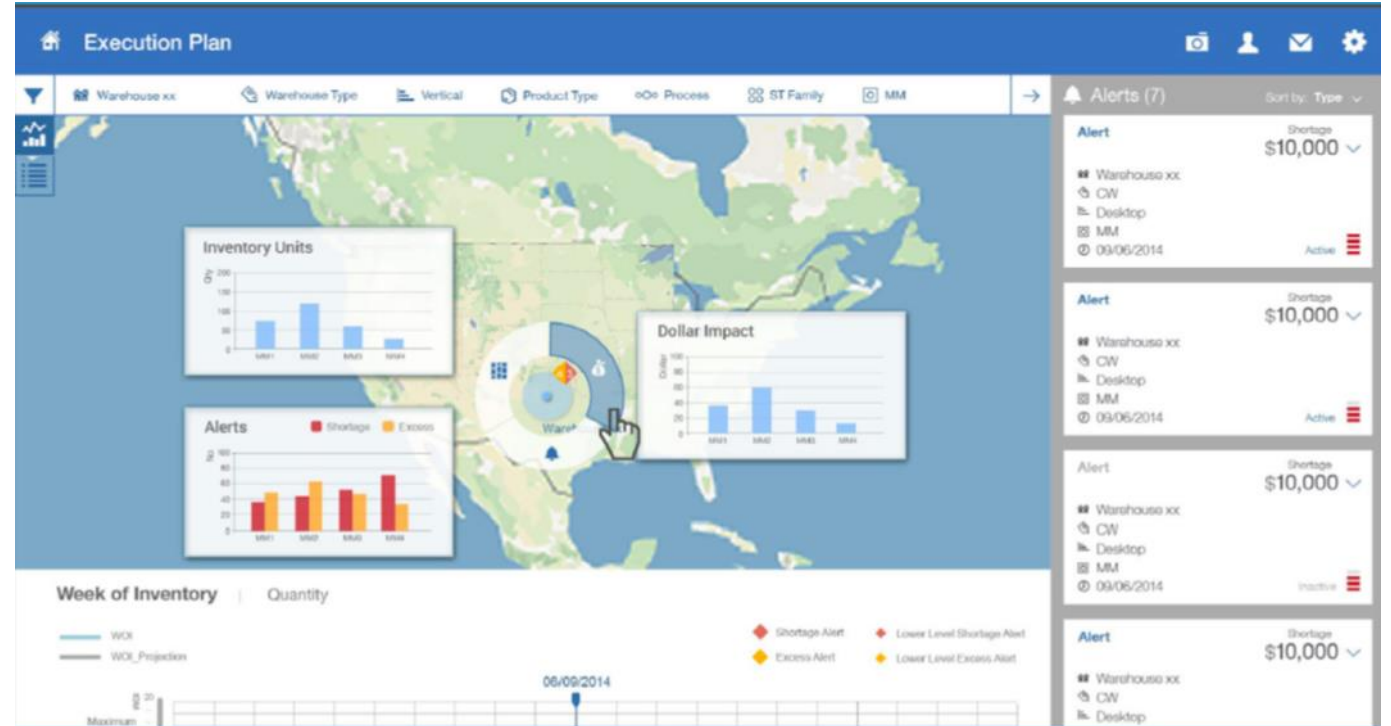
2018 – 9 minutes 30 seconds – 18,000+ viewers



<http://www.sap.com/australia/marathon>

2000+ Page Visits

Deliver Contextual Insight






CONTACT US

Please get in touch if you have any inquiries

Brian Orloff

Business Innovation Strategist

brian.orloff@sap.com

 @brianorloff

 [linkedin.com/in/brian-orloff](https://www.linkedin.com/in/brian-orloff)

THANK
YOU!