



# Production Order Changes

Michael Körner, Development Architect, SAP SE

INTERNAL

**How do I get transparency on changes?**

# Critical Changes

100001030

# SAP S/4HANA Change Record

[Change Status](#) [Workflow](#) [Merge](#) [Split](#) [Related Apps](#)

Record Type: Demo Discrete Industry (DDI)

Record Status: **CHANGE REQUEST (D1)**

Change Responsible: Sebastian Nolting (211)

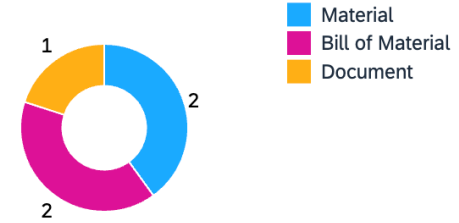
Total Objects: 5

Change Number:

Change Execution Status: New (60)

Expected Completion Date: 11.12.2023

Authorization Group: –



## General Information

[Progress](#)

[Items](#) ▾

[Reference Objects](#)

[Classifications](#)

[Attachments](#)

[Process Routes](#)

[Hierarchy](#)

[Log](#)

[Comments](#)

### General Information

Detailed Description:  
Example for critical changes

### Administrative Data

Created By:  
[Sebastian Nolting](#)

Created On:  
13.06.2023, 18:22:18

Last Changed By:  
[Sebastian Nolting](#)

Changed On:  
13.06.2023, 18:29:03

## Progress



# Critical Changes

Edit

Change Status



100001030




## Document



### Documents (1) Standard





Image	Document	
<input type="radio"/>	 <b>BIELLE_D41</b> 10000053804	>
Document Type: <b>5PR</b>		
Document Part: <b>000</b>		

## Material

### Materials (2) Standard



Image	Material	
<input type="checkbox"/>	 <b>BIELLE_D41</b> 14434	>
<input checked="" type="checkbox"/>	 <b>CENTERING_BUSH</b> 14436	>

## Material BOM

### Material BOMs (2) Standard



Image	Material	
<input type="checkbox"/>	 <b>BIELLE_D41</b> 14434	>
Plant:		
Alternative BOM: 1		

# SAP S/4HANA Change Record



Scenario Name: \*

BOM -> Prod Order



Go

Adapt Filters (1)

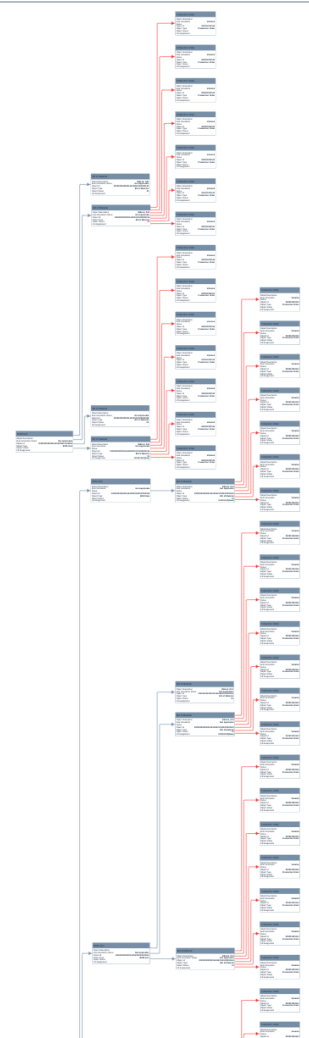


Identified (66) / Impacted Objects (0) [Link To Change Record](#)

Search



10%



# Critical Changes

Edit

Change Status



100001030



## Document



### Documents (1) Standard



Image	Document
	<b>BIELLE_D41</b> 10000053804
Document Type: <b>5PR</b>	
Document Part: <b>000</b>	

## Material

### Materials (2) Standard



Image	Material
<input type="checkbox"/>	<b>BIELLE_D41</b> 14434
<input checked="" type="checkbox"/>	<b>CENTERING_BUSH</b> 14436

## Material BOM

### Material BOMs (2) Standard



Image	Material
<input type="checkbox"/>	<b>BIELLE_D41</b> 14434
Plant:	
Alternative BOM: 1	

# SAP S/4HANA Change Record



Scenario Name: \*

BOM -> Prod Order



Go

Adapt Filters (1)



Identified (66) / Impacted Objects (0) [Link To Change Record](#)

Search



100%



**Production Order**

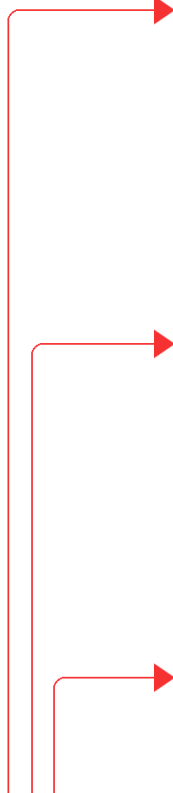
Object Description  
Rule Simulation Status **Violated**  
Object Id **000001000126**  
Object Type **Production Order**  
Object Status  
CR Assignment

**Production Order**

Object Description  
Rule Simulation Status **Violated**  
Object Id **000001000125**  
Object Type **Production Order**  
Object Status  
CR Assignment

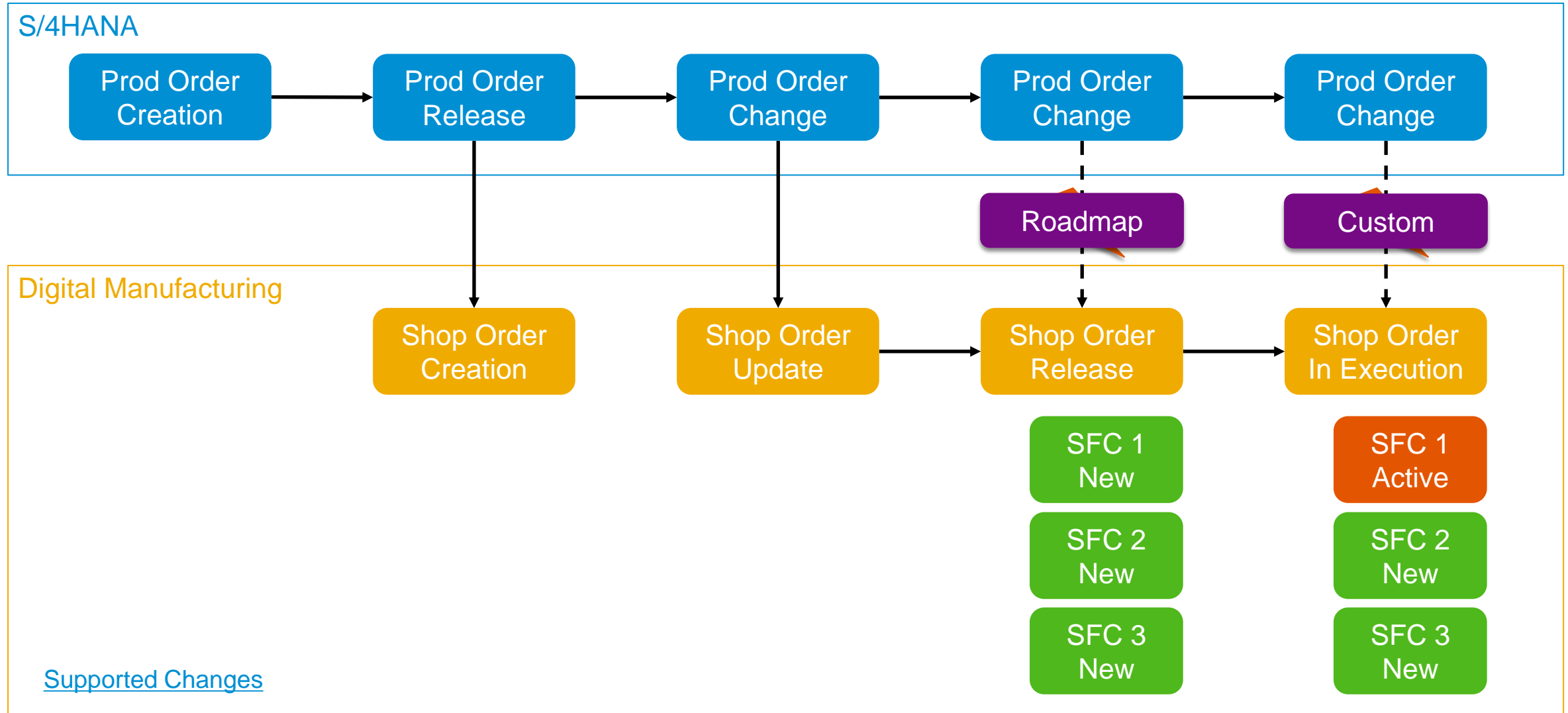
**Production Order**

Object Description  
Rule Simulation Status **Violated**  
Object Id **000001000124**  
Object Type **Production Order**  
Object Status  
CR Assignment

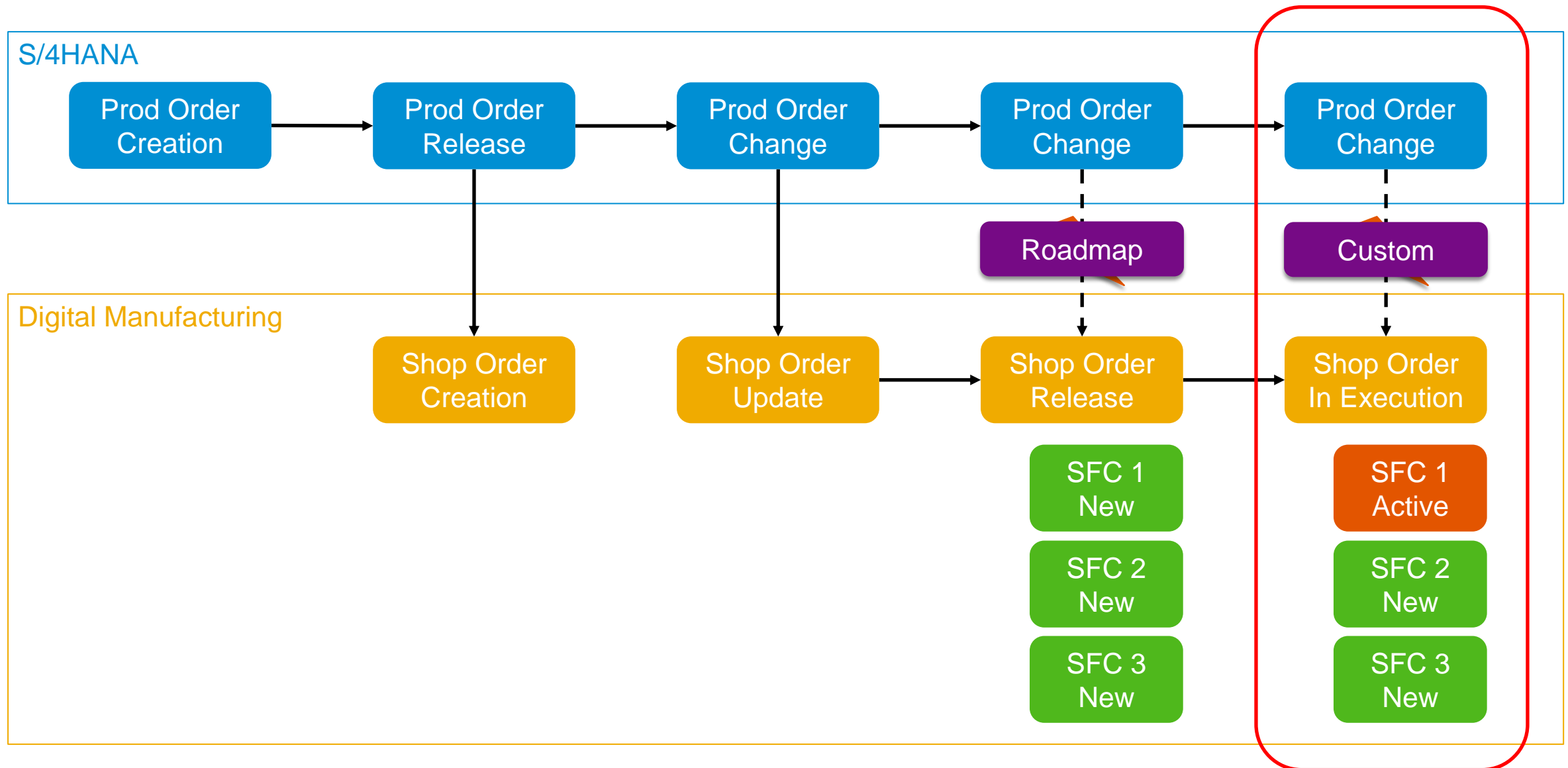


**What kind of changes impact the shopfloor?**

# Order Change Management



# Order Change Management





**Does the production order version reflect the changes?**

**Does the product history record reflect the changes?**

**How does the material flow adapt to the changes?**

**How do I alert the worker to changes?**

**How do I update routing, work instructions, set points maintained in DMC on the fly?**

**Is it smarter to maintain less master data in DMC and send a bigger manufacturing data package instead?**

**Dynamic “Routing”  
Repair/Remanufacturing as an example  
(Sunita’s presentation)**

# Thank you.

Contact information:

**Michael Körner**

Enterprise Architect – Digital Manufacturing

[michael.koerner01@sap.com](mailto:michael.koerner01@sap.com)

# SAP Digital Manufacturing – Order Change Management

