

FREEMAN GENERAL INFORMATION

TRANSLATION SERVICE

Freeman is pleased to offer a new service for our international exhibitors that provides quick interpretation and translation in 150 languages. This service will not only interpret for us on a three-way conversation, but also translate emails from customers. To access this service you may contact Freeman Las Vegas Exhibitor Services at (702) 579-1700 or Freeman's Customer Support Center at (888) 508-5054 Toll Free US & Canada or +1(512) 607-5000 Local & International.

HELPFUL HINTS

SAVE MONEY

Order early on [FreemanOnline](#) to take advantage of advance order discount rates. Place your order by **SEPTEMBER 3, 2019**.

AVOID DELAY

Ship early to avoid delays. Shipments arriving late at show site will cost you money, time and business!

SAFETY TIPS

Use a ladder, not a chair. Standing on chairs, tables and other rental furniture is unsafe and can cause injury to you or to others. These objects are not designed to support your standing weight.

Be aware of your surroundings. You are in an active work area with changing conditions during move-in and move-out. Pay attention. Look for obstacles, and machinery and equipment that are in use.

Keep your eyes open for scooters and forklifts. The drivers of these vehicles may not be able to see you.

Stay clear of dock areas, trucks and trailers. These areas can be particularly dangerous.

Prevent electrical shocks, falling items and damage to materials. Do not attach items or equipment to the drapes or metal framework provided for your booth. This can cause serious injury or damage to materials.

We discourage children from being in the exhibit hall during installation and dismantle. If children are present during installation and dismantle, they must be supervised by an adult at all times.

Freeman does not ship or handle Hazardous Materials. If any materials you are shipping to the event fall into this category, please contact Freeman to be sure that the material will be allowed at the facility and by the association. In addition, if authorized by the facility and the association, you will need to make separate arrangements for the transport and handling of the approved materials, since Freeman will not transport or handle them.

The operation or use of all motorized lifts and motorized material handling equipment for installation/dismantle of exhibits is NOT permitted by exhibitors or by their exhibitor appointed contractors (EAC's). Thank you for your cooperation.

EXHIBITOR ASSISTANCE

For more information and helpful hints on preshow procedures and move-in, please go to [Pre-Show FAQ](#).

For more information and helpful hints on postshow procedures and move-out, please go to [Post-Show FAQ](#).

Call Freeman's Exhibitor Services department at (702) 579-1700 with any questions or needs you may have.

EXHIBITOR AND OFFICIAL SERVICES CONTRACTOR INFORMATION

Show Management has selected Freeman to be the Official Services Contractor for your upcoming show. As the Official Services Contractor, Freeman has the responsibility for material handling services. We hope this document will assist you in planning for your upcoming event.

To help you understand the Official Services Contractor responsibilities, we ask that you read and observe the following to aid in a smooth and efficient move-in and move-out of the trade show.

Freeman requests that exhibitors do not tip its employees by giving money, merchandise or other special consideration for services rendered. Exhibitors should not give coffee breaks other than mid-morning and mid-afternoon when employees have a fifteen minute paid break. Any attempts to solicit a gratuity by an employee for any service should be reported immediately to a supervisor of Freeman. Freeman employees are paid an excellent wage and tipping is not an accepted company policy.

Freeman craftsmen at all levels are instructed to refrain from expressing any disputes or directly challenging the practices of any exhibitor. All questions arising with regard to the jurisdiction or practices must be directed to a FREEMAN management representative.

PER SHOW MANAGEMENT

<u>TASK</u>	<u>EXHIBITORS MAY</u>	<u>FREEMAN RESPONSIBILITIES</u>
Material Handling	<ul style="list-style-type: none"> As an exhibitor you may "hand carry" material. Hand carry is defined as small items such as cartons and packages that an exhibitor is able to carry. Any mechanical assistance is limited to a small dolly. The assistance of any motorized device or pallet jack is not permitted. When exhibitors choose to "hand carry" they may not access designated material handling areas. Must use specified exhibitor hand carry areas or main entrance of the facility. In all other circumstances items should be considered material handling. <p>In no circumstance is any exhibitor authorized to use Freeman material handling equipment for any purpose.</p>	<ul style="list-style-type: none"> Freeman has been contracted to be the exclusive provider for material handling contract services as ordered by the exhibitor. Freeman has the responsibility to manage all freight docks and to schedule all vehicles into and out of all designated material handling areas for the show. This will assure the smooth, orderly and efficient move in and move out of the tradeshow. Freeman has the sole responsibility for loading and unloading all trucks, trailers, common and contract carriers at its facilities or designated material handling areas. Freeman is not responsible for any material it does not handle. For the convenience of all exhibitors on the show, order forms for material handling services are included in this service manual and are available on Freeman's website at www.freeman.com.
Booth Installation and Dismantle	<ul style="list-style-type: none"> As an Exhibitor you may choose to utilize your own personnel to set up and dismantle your exhibit. If full-time company personnel are utilized to set an exhibit, they should carry positive company identification, such as a medical identification card or payroll stub. You may hire Freeman to act as your Exhibitor Appointed Contractor (EAC) to perform this work. You may hire an Exhibitor Appointed Contractor (EAC) to perform this work. All EAC's must have the appropriate credentials submitted to Show Management and the facility. 	<ul style="list-style-type: none"> When it comes to installation and dismantling of exhibits, no one does it better than Freeman. With more than 75 years of experience, our group of specialists are ready to assist you with all of your exhibit requests from beginning to end. Whether you choose to supervise or you need the assistance of a full-time Freeman employee, we can meet all your needs, from shipping and storage to emergency on-site repairs to basic installation and dismantling to support service coordination including electrical, furnishings and more. Freeman has the resources and the capabilities to help you have the most successful show experience possible. To secure Freeman labor, please utilize the labor forms enclosed. Skilled Freeman Labor is available to act as your EAC.

For information on services provided exclusively through the Sands Expo & Convention Center (electrical, cleaning, telecommunications, etc.), please contact Specialized Event Services at 702-733-5070.

LAS VEGAS FIRE REGULATIONS

Please find below general guidelines for fire safety. Please refer to the Clark County's Fire Prevention website for Requirements and Permit Guidelines, Application Forms, Permit Fees, etc.

Clark County Fire Prevention Department:

<http://www.clarkcountynv.gov/building/fire-prevention/Pages/SpecialEvents.aspx>

Clark County Temporary Operational Fire Permit:

<http://www.clarkcountynv.gov/building/Forms/TemporaryOperationalFirePermit.pdf>

Clark County Fire Permit by Inspection - Application:

<http://www.clarkcountynv.gov/building/Forms/PermitByInspectionApplication.pdf>

The following items are required to have a permit from the Clark County Fire Department:

- Display Vehicles
- Fire Systems for Covered Booths
 - (if they contain vehicles, open flame, hot works, or if they are over 1,000 sq. ft. that will be in place for more than seven show days)
- Tents and/or Canopies
- Temporary Membrane Structures
- Candles and Open Flames
- Flame Effects
- Temporary Outdoor Structures
- Compressed Gases, Cryogenic Fluids, Hot Works (welding operations)

For information specific to the Las Vegas Convention Center, please contact the LVCVA Convention Services Department at (702) 892-2915.

For information specific to the Mandalay Bay Convention Center, please contact their Exhibitor Services Department at (855) 408-1349.

For information specific to the Sands Expo Center, please contact Sands Customer Service at (702) 733-5070.

PLEASE NOTE: Failure to notify show management and/or apply for permit no later than three weeks prior to the move-in of an event could result in higher permit fees or non-admission of the item/service to the exhibit floor.

- 1. In accordance with the Nevada Clean Indoor Air Act, smoking is prohibited in exhibit areas.**
- 2. All materials used in construction and decoration of an exhibit must be flame retardant.** Fabrics must be certified as flame retardant or a sample must be available for testing. Materials which cannot be treated to meet the requirements may not be used. NFPA 701 is the accepted standard.
- 3. All exits and exit aisles must be kept clear and unobstructed.** No furniture, signs, easels, chairs or displays may protrude into aisles unless shown on the Fire Marshal approved floor plan.
- 4. Designated "No Freight" aisles must be maintained clear of crates and exhibit materials during move-in and move-out.** These aisles are required for emergency access throughout the hall and to expedite freight and empty crate moving.
- 5. All empty cartons or crates must be labeled and removed for storage or they will be removed as trash.** Crates are not to be used as exhibit supports.
- 6. All fire hose racks, fire extinguishers, strobe lights and emergency exits must be visible and accessible (3' clearance for hoses and extinguishers) at all times.** This includes fire protection equipment located within exhibits. Exits and exit signs must not be covered by drapes nor obscured from view by exhibit components.
- 7. Exhibitors who intend to display a vehicle within the confines of their exhibit booth must obtain a vehicle display permit from the Clark County Fire Marshal.** Vehicles on display must have fuel filler caps locked or sealed to prevent escape of vapors and to avoid tampering. Vehicles shall not be fueled or defueled within the building. Fuel in the tank shall not exceed 1/4 of the tank capacity or 5 gallons, whichever is less. Batteries must be disconnected. Auxiliary batteries not connected to engine starting system may be left connected. No leaks underneath vehicles. At least 36" clear access or aisles must be maintained around the vehicle. Vehicles must be a minimum of 20 feet from exit of door or exit pathway. External chargers are recommended for demonstration purposes.

Exception: Permits are not required at the Las Vegas Convention Center; however, vehicles that use compressed gas are prohibited. At least one battery cable shall be removed from the batteries used to start the vehicle engine. Batteries used to power auxiliary equipment shall be permitted with prior approval from the LVCVA Safety Office.
- 8. Combustible materials must not be stored beneath display vehicles.** Space beneath vehicles must be clear and visible except for permitted electrical supplies.
- 9. Vehicles in building for unloading must not be left with engine idling.** Exhaust gases present extreme hazards to workers on catwalks. If engine cannot be shut down, vehicle must be removed from the building as quickly as possible.
- 10. No storage of any kind is allowed behind booths or near electrical service.** Materials for hand-outs must be limited to one day supply and stored neatly within the booth. Violators will be notified and if not removed by show opening, Official Service Contractor will remove and store at **EXHIBITOR'S EXPENSE.**

LAS VEGAS FIRE REGULATIONS (continued)

11. **All 110 volt extension cords shall be three-wire (grounded), #14 or larger AWG, copper wire. All connections must be supported and secure.** Two wire, "Zip Cords" are not permitted other than factory installed appliance connectors; these may not exceed six (6) feet in length and must be UL approved.
12. **Cube tap adapters are prohibited (Uniform Fire Code 85.107). Multi-plug connectors must be UL approved with built-in overload protection.** Connectors must not be used to exceed their listed ampere rating.
13. **Electrical work under carpets or flooring must be installed by the official electrical service provider.** All cords must be flat, three conductor, #14 AWG or larger.
14. **All temporary wiring must be accessible and free from debris and storage materials.** Hard backed booths must have power supplies dropped within the booth.
15. **Flammable or combustible liquids are prohibited inside of buildings except as approved by the Office of Fire Protection and Safety.** Flammable thinners, solvents and paints, including aerosol cans are strictly prohibited within the building.
16. **Compressed gas cylinders, including LPG, are prohibited unless approved by the Office of Fire Protection and Safety.** Flammable gases, i.e.: butane, propane, natural gas, et al; are subject to prior approval. Non-flammable compressed gas cylinders must be secured in an upright position with gauges and regulator protected against physical damage.

Exception: Please contact the Las Vegas Convention Center for their specific guidelines.

17. **Certain halogen lamps have been banned at the Las Vegas Convention Center, Mandalay Bay Convention Center, Sands Expo Center, and Cashman Center.**

Halogen lamps at the Las Vegas Convention Center, Sands Expo Center and Cashman Center are limited to 75 watts and must be of the sealed variety, which prevents direct handling of the bulb.

Halogen lighting policy at Mandalay Bay Convention Center covers restrictions on stem mounted halogen lighting provided by display contractors and exhibitors for the temporary lighting of exhibit booths. The use of any stem mounted halogen or other fixtures employing a non-shielded halogen bulb is not allowed. In addition, conventional track lighting systems that use any of the approved types of halogen bulbs and that are securely mounted to stable exhibit structures will continue to be allowed. Approved halogen bulbs include: MR 11/16 Covered - Low Wattage, MR 16 Covered - Line Voltage and PAR 14, 16, 20, 30 and 48.

18. **Single-level covered exhibits require automatic fire sprinklers underneath covered areas greater than 1,000 square feet that will be in place for 7 or more show days (not including move-in and move-out days).** Sprinklers are also required when there will be vehicles, open flame, or hot works underneath any covered areas. The permit that is required is only for the installation of fire sprinklers, not for structural review of exhibits.

Exception: Where the booth is used in an event with duration less than 7 calendar days and does not contain vehicles, open flame or hot works, automatic fire sprinklers are not required, provided the aggregate area of unsprinklered booths within the room does not exceed 30% of the room size.

Exception: Please contact the Las Vegas Convention Center, Sands Expo Center or Cashman Center for their specific guidelines.

19. **Please note: These are Clark County Fire Department guidelines. Please contact the the event facility for specific guidelines.**

Multi-level covered exhibits require automatic fire sprinklers underneath all covered areas on each level when the walking surface of the upper level(s) is over 1,000 square feet that will be in place for 7 or more show days (not including move-in and move-out days). Upper level areas of multi-level exhibit booths exceeding 300 square feet shall not have less than two remote means of egress. Sprinklers are also required when there will be vehicles, open flame, or hot works underneath any covered areas. The permit that is required is only for the installation of fire sprinklers, not for structural review of exhibits. Any exhibit with an upper deck area to be occupied must be evaluated and stamped by a licensed engineer. Stamped plans should be present within the exhibit for potential verification by the Fire Marshal upon request.

Exception: Where the booth is used in an event with duration less than 7 calendar days and does not contain vehicles, open flame or hot works, automatic fire sprinklers are not required, provided the aggregate area of unsprinklered booths within the room does not exceed 30% of the room size.

20. **Tents in excess of 400 square feet, canopies in excess of 700 square feet, and temporary membrane structures must be approved by the Clark County Fire Marshal.**

Exception: Please contact the Las Vegas Convention Center for their Tents/Canopies guidelines.

21. **Demonstration cooking and food warming in exhibition spaces shall comply with the Clark County Fire Code and facility regulations.**

Exception: Please contact the Las Vegas Convention Center for their specific guidelines.

22. **The use of candles and other open flame decorative devices must be approved by the Clark County Fire Marshal.**

Exception: Please contact the Las Vegas Convention Center for their specific guidelines.

Interested in going green and saving money?

Follow these tips to make sure your sustainable booth strategies are cost-neutral or even cost-saving! Leave an impact on the show floor, not the environment.



1 *booth structure*

Option 1 Multiple Use

Use **Forest Sustainable Certified (FSC)** wood to build your booth and crates.

Get creative! Design your booth with a **small shipping footprint** to minimize carbon emissions. Freeman's eye-catching stretch-fabric booth designs pack up small (and light!) for shipping.

Option 2 One-time Use

Rent locally from nearby Freeman offices to reduce both shipping costs and carbon emissions.

2 *carpet*

Option 1 Rent

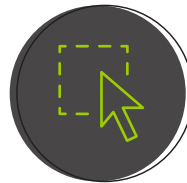
Rent rather than buy carpet to save on shipping, cleaning, and storage. Freeman Classic carpet can be reused at least four times.

Option 2 Color


Use darker-colored carpet, which is easier to reuse and recycle. Freeman Classic dark-colored carpets are made of 20-50 percent recycled content.



3 *shipping*



Online + before deadline = better bottom line. Take advantage of early-bird pricing and consolidate shipping when ordering supplies.



Choose reusable shipping padding. Avoid packing peanuts and foam plastic materials that never decompose.



Ship early. Use the 30-day policy to ship materials to the Freeman advance warehouse.

4 *graphics*

Option 1 Multiple Use

Print on a durable substrate **without dates, event names, or locations.**

Option 2 One-time Use

Print on 100 percent recyclable materials like Freeman Honeycomb and Smartbuild Eco, which are just as cost-effective as PVC.

5 *printing*



Reduce printing and **go digital** with your booth literature.



Print locally. Supporting local businesses while reducing shipping? It's a win-win.



Print on at least **50 percent post-consumer recycled paper.**

6

ON SITE

save energy



Use Energy
Star-rated equipment
for audio-visual
equipment and
monitors.



Power down. Turn off
equipment at the end
of each day.



Light up your booth
with CFLs, LEDs, or
other energy-
efficient lighting.



MOVE OUT

train your team

Educate your installation
and dismantling teams
about **recycling and
donation processes.**



8

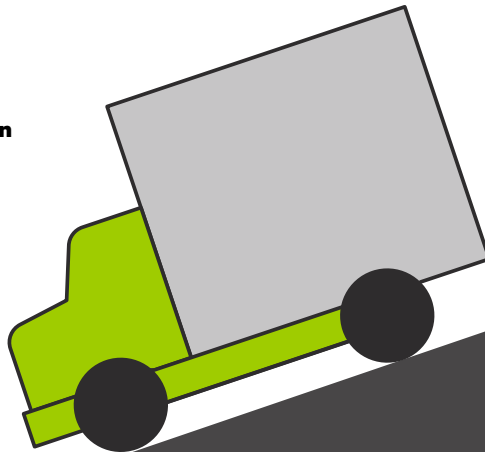
shipping out

Pack in, pack out.

Leave no traces on show site.

Join a caravan.

If you're shipping directly to another
show, ask **Freeman Transportation**
about joining a caravan to your
next show.



leftover materials

Remember to label.

Clearly **label recyclable leftover
material** for disposal.

Donate the rest.

Ask the Freeman Exhibitors Services
desk about local donation programs.

TYPICALLY* DONATE-ABLE

Furniture: Purchased items
Home furnishing: Décor
staging materials

Unused raw materials: Plywood,
subflooring, non-laminate wood

Flooring: 100 square feet of
flooring. Excludes carpet.

Left over giveaways: Pens, pads
of paper, sunglasses, USBs, etc., left
over in your promotional giveaway

TYPICALLY* RECYCLABLE

Cardboard: Used for signs or
shipping boxes

Glass: Green, brown, clear

Plastics: Shrink-wrap or plastic
banding used to secure shipments;
water/soda bottles; plexiglass
(acrylics) clear, smoked, or tinted;
Visqueen used to protect flooring

Metal: Aluminum cans/
steel banding

Paper: Fliers, brochures, programs,
tickets, office paper, newspaper,
magazines, paperboard

Wood: Non-laminate wood

FREEMAN

FREEMAN.COM