



**SAP® PartnerEdge®**

## **SAP PartnerEdge: Logo and Communication Guidelines**

October 2018

**THE BEST RUN** 

# Table of Contents

<b>3</b>	<b>Introduction</b>	<b>16</b>	<b>Applying the Font Treatment</b>
4	Program Opportunities	17	Placing the Logo on Different Backgrounds
5	Distributors of SAP Products and Solutions	18	Incorrect Use
6	Engagement Models	19	SAP Partner Logo + Partner Company Logo
<b>7</b>	<b>Communication Guidelines</b>	20	SAP Partner Logo + Non-SAP Affiliate
7	Communicating Program Levels	21	SAP Partner Logo + One Additional Font Treatment or Logo
8	Communicating Engagement Models	22	SAP Partner Logo + Multiple Font Treatments or Logos
10	Communicating Basic Membership in the Open Ecosystem	23	Partner Solution Brief
11	Communicating Specialized Membership in the Open Ecosystem	24	PartnerWeb Site and URL
<b>12</b>	<b>Partner Logo</b>	25	Events and Trade Shows
13	Selecting the Right Logo and File Format	26	Advertisements
14	Obtaining Your Logo	<b>27</b>	<b>Brand Voice</b>
15	Logo Policy	27	Approved Offering Names
		<b>28</b>	<b>Trademarks</b>



# Introduction

The SAP PartnerEdge program provides partners access to resources, services, and benefits to establish and maintain a successful partnership with SAP. Silver, gold, and platinum partnership, as well as membership in the SAP PartnerEdge open ecosystem are exclusive to the SAP PartnerEdge program. All information and materials related to the SAP PartnerEdge program are available at: [www.sappartneredge.com](http://www.sappartneredge.com).

SAP partner logos are a symbol of our commitment to closely cooperate with our partners and deliver solutions that build customer value and drive results.

**Note:** If you are a member in the SAP PartnerEdge open ecosystem, you will find detailed information in the [SAP PartnerEdge Program Guide for Members of the Open Ecosystem](#) and in the [SAP PartnerEdge Open Ecosystem Font Treatment and Communication Guidelines](#).

If your company is not in the SAP PartnerEdge program, you will find detailed information about your partner logo and usage examples in the [SAP Partner Branding Guidelines for Partners Outside the SAP PartnerEdge Program](#).

If you have questions or need further information in addition to these guidelines, contact your SAP partner manager or send an e-mail to [brand@sap.com](mailto:brand@sap.com).



# Introduction

## Program Opportunities

In the SAP PartnerEdge program, companies can choose their level of commitment and engagement with SAP.

**SAP PartnerEdge open ecosystem:** If you want to explore options and experience what SAP offers through a self-service with minimal contractual obligations, you can become a basic member in the SAP PartnerEdge open ecosystem. If you want to expand your scope and cooperation with SAP, you can become a specialized member. This more formal cooperation includes specific requirements, criteria, and benefits. For detailed information, see the [SAP PartnerEdge Program Guide for Members of the Open Ecosystem](#) and the [SAP PartnerEdge Open Ecosystem Font Treatment and Communication Guidelines](#).

If you would like to increase your commitment to SAP by joining the SAP PartnerEdge program as an SAP partner, you can find more information in the [partner section](#) on [www.sap.com](http://www.sap.com).

**SAP silver partner:** The silver level is the standard entry level for new partners based on a partnership contract with SAP.

Through value points, you can advance to the next level, and become an SAP gold partner. The SAP silver partnership offers a number of benefits, training, and marketing support from SAP.

**SAP gold partner:** The second and advanced partnership level includes a stronger association with SAP and a number of additional benefits such as access to marketing development funds for several engagement models, increased opportunity for training and enablement, and marketing support.

**SAP platinum partner:** The most strategic and global partnership level, by invitation only. Partners are offered this level based on a business case that is approved by the SAP Executive Board. Benefits include highest level of joint go-to-market efforts, and visibility with a platinum partnership logo.

You can find detailed information about the framework and requirements for the different partner levels in the [SAP PartnerEdge Program Guide](#).



# Introduction

## Distributors of SAP Products and Solutions

SAP can grant companies that distribute SAP products to sellers or resellers of SAP solutions the “SAP Distributor” reference and logo. To communicate that your company is a distributor of SAP offerings, you can use the following expressions.

Use lowercase for the word “products,” “software,” and “distributor” in body text.

- ✓ *Our company is an SAP distributor.*
- ✓ *Our company is a distributor of SAP products.*
- ✓ *Our company distributes SAP software.*
- ✓ *Our company distributes SAP products.*

SAP distributors sign a distribution agreement with SAP, not a partner agreement. Don't refer to a distributor as an SAP partner or to “distribution” as an SAP partner type or category. Do not refer to distributors as “authorized” distributor or “SAP-authorized” distributor.

- ✗ *Our company is an SAP partner. We distribute SAP software.*
- ✗ *Our company is an SAP solution distribution partner.*
- ✗ *Our company is an distribution partner for SAP products.*
- ✗ *Our company is an SAP distributor partner.*
- ✗ *Our company is and SAP-authorized distributor.*



# Introduction

## Engagement Models

When you are accepted into the SAP PartnerEdge program, you can select one or more of the following engagement models: “Sell,” “Build,” “Service,” or “Run.”

The engagement models offer different ways of collaborating and aligning your efforts with SAP. You choose and establish your partnership based on your business model. This framework also allows you to select, add, and join multiple engagement models to expand your business.

**Sell:** This is the engagement model for partners that sell or resell SAP solutions. They can also manage the entire customer lifecycle, including demand, sales, and implementation. Partners may provide maintenance and support services after successfully meeting specific requirements.

**Build:** This engagement model is for partners that design, develop, and build applications, software, and integrated solutions. It allows them to develop and certify their solutions, and sell them through SAP’s digital channels, such as SAP Store and SAP App Center.

**Service:** This engagement model is intended for partners that provide strategic business consulting to customers through the design, development, implementation, and integration of SAP solutions.

**Run:** Partners in this engagement model provide services to customers based on SAP solutions. The integrated offering contains a specific service, deployment in a private or public cloud, and is enhanced by the partner’s IP.

For more information about engagement models, see the [SAP PartnerEdge Program Guide](#).



# Communication Guidelines

## Communicating Program Levels

To communicate your collaboration with SAP, only refer to your membership or partner level. Precede the term with “SAP” at first mention. Use the name “SAP PartnerEdge” in uppercase. Use the words “partner” or “partners,” “open ecosystem,” “silver,” “gold,” and “platinum” in lowercase in body text.

### Correct:

- ✓ *Our company is a member of the SAP PartnerEdge open ecosystem.*
- ✓ *Our company is a specialized member of the SAP PartnerEdge open ecosystem.*
- ✓ *Our company is an SAP silver partner.*
- ✓ *Our company is an SAP gold partner.*
- ✓ *Our company is an SAP platinum partner.*

### Incorrect:

- ✗ *Our company is an Open Ecosystem Partner/Member.*
- ✗ *We are an SAP PartnerEdge OE Member.*
- ✗ *Our company is a Silver Partner.*
- ✗ *Our company is a Gold partner.*
- ✗ *Our company is an SAP Platinum Partner.*



# Communication Guidelines

## Communicating Engagement Models

Engagement models offer and describe different ways of collaborating and aligning your efforts with SAP. They are part of your partnership contract as described in the [SAP PartnerEdge Program Guide](#). You can refer to the engagement model when you need to describe it, such as in guidelines or program references.

### Examples:

- ✓ *In the SAP PartnerEdge program, you can choose an engagement model: “Build,” “Sell,” “Service,” or “Run.”*
- ✓ *Partners that have chosen the “Service” engagement model.*
- ✓ *Partners in the “Run” engagement model.*
- ✓ *Partners with a “Sell” and “Build” focus.*

Use an en-dash, colon, or comma to add the engagement model. You can use title case for headlines:

- ✓ *SAP PartnerEdge Program – Build: Key Terms and Conditions*
- ✓ *SAP PartnerEdge: Build*
- ✓ *SAP PartnerEdge, Service*

Do not use complicated grammar or syntax:

### Incorrect:

- ✗ *As a member of the SAP PartnerEdge program, Sell focus, ...*





# Communication Guidelines

## Communicating Engagement Models

In your communication to customers, only refer to your program level ([see page 7](#)). Do not precede the term “partner” with the name of the engagement model as if a partner level or category. Do not use the term “SAP PartnerEdge” as if a partner level or category.

### Correct:

✓ *Our company is an SAP platinum partner.*

You can follow up with a phrase explaining the engagement model in natural language:

- ✓ *We are an SAP silver partner. Our company provides consulting services ...*
- ✓ *We are an SAP gold partner. We build applications that integrate with the SAP HANA® business data platform.*
- ✓ *As an SAP platinum partner, we build and manage applications for SAP customers.*
- ✓ *Our company is an SAP silver partner. We resell SAP solutions.*
- ✓ *As an SAP gold partner, we provide services based on SAP solutions.*
- ✓ *Our company is an SAP silver partner. We offer services that help you run your business.*

### Incorrect:

- ✗ *We are a Run partner.*
- ✗ *We are an SAP silver partner with “Service” engagement.*
- ✗ *We are an SAP Gold Service Partner. x Our company is a Sell partner with platinum status.*
- ✗ *Our company is an SAP silver partner with Build and Sell engagement models.*
- ✗ *We are an SAP PartnerEdge partner. x We are a Sell SAP PartnerEdge partner.*



# Communication Guidelines

## Communicating Basic Membership in the Open Ecosystem

You can communicate your basic membership in the SAP PartnerEdge open ecosystem by referring to your company as a “member” or an “official member” of the open ecosystem

### Correct:

- ✓ *We are a member of the SAP® PartnerEdge® open ecosystem.*
- ✓ *We are an official member of the SAP® PartnerEdge® open ecosystem.*

You can also use this phrase as stand-alone messaging line in your communication:

- ✓ *Member of the SAP® PartnerEdge® open ecosystem*

Apply the registered trademark symbols to “SAP® PartnerEdge®” at first mention in headlines and in body text and when you use the phrase as stand-alone messaging line. Use the full name “SAP PartnerEdge open ecosystem” at first mention. After first mention, and when the context is clear, simply refer to open ecosystem in lowercase, or use the abbreviation “OE” after first introducing the full name.

- ✓ *Our company is a member of the SAP PartnerEdge open ecosystem. In the open ecosystem ...*
- ✓ *As a member of the open ecosystem, we offer ...*
- ✓ *You can join the SAP PartnerEdge open ecosystem (OE). OE members profit from ...*

**Note:** Basic members and members with a “Build” specialization in the SAP PartnerEdge open ecosystem are not entitled to use an SAP partner font treatment or logo, or call themselves “SAP partner.”



# Communication Guidelines

## Communicating Specialized Membership in the Open Ecosystem

If your company has a “Sell” or “Service” specialization and fulfills the required criteria for go-to-market readiness for one or more offerings, SAP will grant you the use of the “SAP partner open ecosystem” font treatment to communicate these offerings.



You can then refer to your company as a “partner” to communicate your engagement with SAP. Include the complete name “SAP PartnerEdge open ecosystem” at first mention. Use the name “SAP PartnerEdge” in uppercase, use the words “partner” and “open ecosystem” in lowercase in body text. After first mention, you can use the short form “SAP partner,” or simply “partner.”

### Correct:

- ✓ Our company is a member of the SAP PartnerEdge open ecosystem.
- ✓ Our company is a partner in the SAP PartnerEdge open ecosystem.
- ✓ We are a partner in the SAP PartnerEdge open ecosystem. As an SAP partner (or: as a partner), our company develops ...

For more detailed communication guidelines for the open ecosystem, see the [SAP PartnerEdge OpenEcosystem Font Treatment and Communication Guidelines](#). For detailed information about the required criteria for go-to-market readiness, see the [SAP PartnerEdge Program Guide for Members of the Open Ecosystem](#).

**Note:** Basic members and members with a “Build” specialization in the SAP PartnerEdge open ecosystem are not entitled to use an SAP partner font treatment or logo, or call themselves “SAP partner.”



## Partner Logo

The partner logo helps you communicate your partnership and connection with SAP, continue to grow, and strengthen your business.

Partner logos are designed to be unique and engaging. Each logo uses the anvil shape to visually join partners with SAP and to show our close cooperation. Only use the official partner logo or font treatment(s) assigned to you by SAP.

As a new partner, your partnership has to be fully operational and you have to fulfill your specific program requirements before you can start using your partner logo.



### SAP Distributor Logo





# Partner Logo

## Selecting the Right Logo and File Format

SAP partner logos are provided in five file formats: EPS, JPEG, PNG, TIFF, and GIF. Each format is used for a specific purpose: print or online, color or black and white, and you need the right size to ensure readability. This list helps you choose the appropriate logo file:

### **1. Use the logo file that has been assigned to you for your current program or partner level.**

Do not use multiple partner logos when changing your partner level. Discontinue using the logo of your previous level. For more information, contact your SAP partner manager, or send an e-mail to [partner@sap.com](mailto:partner@sap.com).

### **2. Use the appropriate file format**

- Color brochure: Use a full color EPS or TIFF file. EPS is preferred.
- Black and white print: Use a grayscale EPS or TIFF file. EPS is preferred.
- Web site: Use a color GIF file.
- Office application: Use a color PNG file. For MS Word only, you can use a color TIFF file.
- Specialty items, such as a t-shirt or baseball cap: Use a full color or one color EPS file, based on requirements.

### **3. Size and scalability**

- EPS files can be scaled to any size your application requires. You can use EPS files to create other file types as needed.
- JPEG, PNG, TIFF, and GIF files can only be scaled down in size. Always maintain the aspect ratio.

### **4. Placement on backgrounds other than white**

Review the usage examples to determine which logo is appropriate (see pages 17 and 18).



# Partner Logo

## Obtaining Your Logo

Log on to [www.sappartneredge.com](http://www.sappartneredge.com) to download your font treatment or partner logo. Specialized members in the SAP PartnerEdge open ecosystem that fulfill all required criteria for go-to-market readiness can download the “SAP Partner open ecosystem” font treatment. SAP silver partners can download the “SAP Silver Partner” logo. Gold and platinum partners can send an e-mail to [partner@sap.com](mailto:partner@sap.com) that provides your company name. The team will verify your partnership status as well as any certification that you may have, and send you the correct logo package.

**Your main source of information is the  
SAP PartnerEdge Web site:  
[www.sappartneredge.com](http://www.sappartneredge.com).**



# Partner Logo

## Logo Policy

SAP partner logos communicate your partner relationship with SAP. Use the SAP partner logo only on marketing materials that specifically relate to your partnership with SAP (brochures, direct-marketing pieces, product Web sites). Follow all guidance for logo use given in these guidelines.

### Using the SAP Corporate Logo and Brand Design

- The SAP corporate logo is reserved exclusively for use by SAP.
- **Note:** In exceptional cases, SAP platinum partners may be allowed to use the SAP corporate logo within a marketing piece for a specific campaign. This exception applies only to platinum SAP partners and is assessed on a case-by-case basis prior to execution of a campaign.
- Do not use or try to imitate the SAP brand design elements in your communications materials. Use your own brand design. SAP design is proprietary to SAP only.

### SAP Partner Logo

- Only use the SAP partner logo for the duration of your partnership with SAP. Use of the logo is subject to a written trademark license. As agreed in the legal contract, you must discontinue using the SAP partner logo immediately if your partnership with SAP expires or is terminated.
- You may not pass on the rights to any SAP logo to a third party.
- Do not use any SAP logo on the same page where you are promoting a competitor or in conjunction with the promotion of any of your solutions that are not related to SAP.
- When using the logo without the trademark designation (TM), you must include the following statement, either at the bottom of the page or on a directly linked page: "SAP, the SAP logo, and the SAP partner logos are trademarks or registered trademarks of SAP SE or an SAP affiliate company in Germany and other countries."
- When using the SAP partner logo on-screen, make the logo function as an active link to the public Web site of SAP: [www.sap.com](http://www.sap.com).



# Applying the Font Treatment

## Clear Space

SAP partner font treatments and logos require a safety margin of two-thirds the height of the font treatment or logo ( $2/3 X$ ).

## Minimum Size

Minimum size refers to the smallest dimensions allowed for the font treatment, while ensuring its readability. Do not reproduce the font treatment at a size smaller than 0.75" or 19.0 mm in width.



0.75"  
19.0 mm



SAP® Partner  
Open Ecosystem





# Applying the Font Treatment

## Placing the Logo on Different Backgrounds

### Color

The font treatment is provided as scalable vector artwork (EPS).


Place the font treatment on backgrounds that provide good contrast and legibility to ensure that it is clearly recognizable.

Use the font treatment in grayscale/white as provided by SAP. Do not change the color.

### Grayscale Positive and Negative Logo Formats

Use a grayscale SAP partner logo when black and white printing is required. Use approved electronic artwork.

Use the “SAP Partner open ecosystem” font treatment in grayscale/white as provided by SAP. Do not change the color.





# Applying the Logo

## Incorrect Use

- SAP partner logos are specially created pieces of artwork and trademarks of SAP.
- Use only the approved versions provided by SAP in electronic files, and make sure to use the most current SAP partner logo. For more information, contact your SAP partner manager, or send e-mail to [partner@sap.com](mailto:partner@sap.com).
- Do not alter the SAP partner logo in any way (for example, changes in color or design). Do not use portions of the logo or additional words, taglines, or graphic elements with the SAP partner logo.
- Respect all rules regarding safety margins, minimum size, and colors, as described in these guidelines.
- Do not animate any SAP logo.



Do not use the SAP corporate logo instead of the SAP partner logo.



Do not disproportionately scale, stretch, or compress the logo.



Do not place the SAP partner logo in a white box.



Do not rotate or animate the logo.



Do not place the logo on a visually busy background.



Do not alter the colors in the SAP partner logo.



# Applying the Logo

## SAP Partner Logo + Partner Company Logo

This example shows the correct use of the SAP partner logo in partner communications materials.

**1** Always use the SAP partner logo in presence of your company logo. Do not use the SAP partner logo alone in partner communications.

**2** To protect SAP trademarks, do not connect the logo with any text or graphic element.

Do not incorporate the SAP partner logo, or any other SAP logo, into your own logo.

**Note:** This is an example only.

**COMPANY  
LOGO**

**1**

**Lorem ipsum dolor  
sit amet taerum.**



Taerum am et et qui si iplet et est poessint, se paruptatum  
dolest latur aut am volesecab iplet quattas inossit omn  
letum, soluptatem con porem lam et dolorum dolumqui latem  
porati simagnihicti dolupiciaes eostium et, oditatum ipsunt  
um dolor mi, unt ad qui desserumet quossitatur as debet  
exernate ant iducit, non etur, sectat poreium iscime verro in  
con rempos ex et re, quam, volorer a nihili inumgui cus et  
exped expliqu asperia nosanducia sitas neceaqu asimilli  
igendis nusdam essitaqui ommodig nihillatur a natem  
facillit repellam quos et estota tibus rerum sum re comni.

**SAP**

Silver  
Partner

**2**



# Applying the Logo

## SAP Partner Logo + Non-SAP Affiliate

This example shows the correct use of the SAP partner logo with a non-SAP affiliation in partner communications materials.

**1** Always use the SAP partner logo in the presence of your company logo. Do not use the SAP partner logo alone in partner communications.

**2** To protect SAP trademarks, do not connect the logo with any text or graphic element.

Do not incorporate the SAP partner logo, or any other SAP logo, into your own logo.

Do not use the SAP partner logo on partner business cards or stationery.

**3** When using a non-SAP affiliation on partner communications, maintain the logo clear space and use the logo at the same size ratio as the SAP partner logo.

Note: This is an example only.

**1**

COMPANY  
LOGO

**Lorem ipsum dolor  
sit amet taerum.**



Taerum am et et qui si iplet et est poessint, se paruptatum dolest latur aut am volesecab iplet quattas inossit omn letum, soluptatem con poreum lam et dolorum dolumqui latem porati simagnihicti dolupiciaes eostium et, oditatum ipsunt um dolor mi, unt ad qui desserumet quossitatur as debet exernate ant iducit, non etur, sectat poreium iscime verro in con rempos ex et re, quam, volorer a inihii inumgui cus et exped exliqu asperia nosanducia sitas neceaqu asimilli igendis nusdam essitaqui ommodig nihillatur a natem facillit repellam quos et estota tibus rerum sum re comni.

**2**



**3**

LOGO OF  
NON-SAP  
AFFILIATE



# Applying the Logo

## SAP Partner Logo + One Additional Font Treatment or Logo

This example shows the correct use of the SAP partner logo with other SAP logos or font treatments in partner communications.

**1** Always use the SAP partner logo in the presence of your company logo. Do not use the SAP partner logo alone in partner communications.

**2** Do not use the SAP partner logo at a size larger than your own corporate logo.

To protect SAP trademarks, do not connect the logos with any text or graphic element.

Do not incorporate the SAP partner logo, or any other SAP logo, into your own logo.

**3** Do not connect the SAP partner logo with any other SAP logo or font treatment.

**Note:** This is an example only.

**COMPANY  
LOGO**

**1**

**Lorem ipsum dolor  
sit amet taerum.**



Taerum am et et qui si iplet et est poessint, se paruptatum dolest latur aut am volesecab iplet quattas imossit omn ietum, soluptatem con poreum lam et dolorum dolumqui latem porati simagnihicti dolupiciae eostium et, oditatum ipsunt um dolor mi, unt ad qui desserumet quossitatur as debit exernate ant iducit, non etur, sectat poreum iscime verro in con rempos ex et re, quam, volorer a nihili inumqui cus et exped expliqu asperia nosanducia sitas neceaqu asimilli igendis nusdam essitaqui ommodig nihillatur a natem facillit repellam quos et estota tibus rerum sum re comni.

**2**



**3**





# Applying the Logo

## SAP Partner Logo + Multiple Font Treatments or Logos

This example shows the correct use of the SAP partner logo with multiple SAP recognitions, memberships, or certifications.

**1** Always use the SAP partner logo in the presence of your company logo. Do not use the SAP partner logo alone in partner communications.

**2** Never use the SAP partner logo at a size larger than your own corporate logo.

**3** When you refer to multiple SAP recognitions, memberships, and certifications, render them in the typographic style of the partner communication. To protect SAP trademarks, do not connect the two logos with any copy or graphic element.

Do not incorporate the SAP partner logo, or any other SAP logo, into your own logo.

Note: This is an example only.

**1**

COMPANY  
LOGO

**Lorem ipsum dolor  
sit amet taerum.**



Taerum am et et qui si iplet et est poessint, se paruptatum  
dolest latur aut am volesecab iplet quattas imossit omn  
ietum, soluptatem con poreum lam et dolorum dolumqui latem  
porati simagnihicti dolupiciaes eostium et, oditatum ipsunt  
um dolor mi, unt ad qui desserumet quossitatur as debit  
exernate ant iducit, non etur, sectat poreium iscime verro in  
con rempos ex et re, quam, voloreram inihili inumqui cus et  
exped expliqu asperia nosanducia sitas neceaqu asimilli  
igendis nusdam essitaqui ommodig nihillatur a natem  
facillit repellam quos et estota tibus rerum sum re comni.

**2**



**3**

SAP® Certified  
Integration with SAP HANA\*

SAP® Recognized Expertise  
in Oil and Gas



# Applying the Logo

## Partner Solution Brief

This example shows the correct use of the SAP partner logo with multiple SAP recognitions, memberships, or certifications.

**1** Always use the SAP partner logo in the presence of your company logo. Do not use the SAP partner logo alone in partner communications.

**2** Never use the SAP partner logo at a size larger than your own corporate logo.

To protect SAP trademarks, do not connect the logos with any text or graphic element.

Do not incorporate the SAP partner logo, or any other SAP logo, into your own logo.

Do not use the SAP partner logo on your business cards or stationery.

**3** Imagery that represents SAP is available at: [www.sapbrandtools.com](http://www.sapbrandtools.com).

Note: This is an example only.

**Solution Brief**  
**Solution**



### HEADLINE RUNS HERE AND HERE AND (MAX. 65 CHARACTERS W. SPACES)

Unset delit ilis nonsequat. Sed motor lucidumt wils eumsand ipsum zzzit ing ex euglam vel dipis adit diem commy nonipue senib ex am zzzit incip enaesto et nonseim quia nos diem senis ex eros diam delvupat lupatin ulandne verci tatu mod et voloneet, commy nullutat prat wislomod corem vel uffamet nonsequat tat ad eils am irfilar ing enaesto, ex am zzzit incip enaesto et nonseim quia nos diem senis ex eros diam delvupat lupatin ulandne verci tatu mod et voloneet, commy nullutat prat wislomod corem vel uffamet nonsequat tat ad eils am irfilar ing enaesto.

Unset delit ilis nonsequat. Sed motor lucidumt wils eumsand ipsum zzzit ing ex euglam vel dipis adit diem commy nonipue senib ex am zzzit incip enaesto et nonseim quia nos diem senis ex eros diam delvupat lupatin ulandne verci tatu mod et voloneet, commy nullutat prat wislomod corem vel uffamet nonsequat tat ad eils am irfilar ing enaesto.

Unset delit ilis nonsequat. Sed motor lucidumt wils eumsand ipsum zzzit ing ex euglam vel dipis adit diem commy nonipue senib ex am zzzit incip enaesto et nonseim quia nos diem senis ex eros diam delvupat lupatin ulandne verci tatu mod et voloneet, commy nullutat prat wislomod corem vel uffamet nonsequat tat ad eils am irfilar ing enaesto.



COMPANY  
LOGO



# Applying the Logo

## PartnerWeb Site and URL

This example shows the correct placement of the SAP partner logo on Web sites.

Respect all rules regarding safety margins, minimum size and colors for the SAP partner logo and other SAP logos and font treatments as described in these guidelines.

Our partnership guidelines extend to the way partnerships are referenced in URLs. The general rule is that SAP must not appear as part of the primary URL/domain name. SAP can be used in the “search area” portion of the address.

### Correct example:

[www.yourcompany.com/sap](http://www.yourcompany.com/sap)

This is allowed because it clearly puts SAP in the search area, not in the main address.

### Incorrect example:

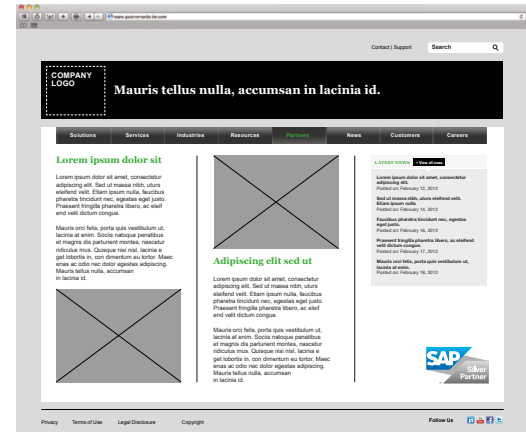
[www.yoursolution4sap.com](http://www.yoursolution4sap.com)

This is not allowed, since it uses SAP as part of the main URL.

Note: For all individual Web pages where SAP is presented (that is, those with addresses containing “/sap”), the following legal disclaimer must be used: “This site is not affiliated with SAP SE or an SAP affiliate company.”

When using the font treatment on-screen, make the logo function as an active link to the public web site of SAP: [www.sap.com](http://www.sap.com).

Do not animate any SAP logo.







## Applying the Logo


### Events and Trade Shows

This example shows the correct placement of the font treatment on exhibits for events and trade shows.

An SAP partner logo may only be used for the location for which it is granted.

An SAP partner logo may only be used for the partner track under which the contracts are signed.

Note: These are examples only, not design recommendations.





# Applying the Font Treatment

## Advertisements

The following example shows the correct placement of the logo on advertisements.

Only use an SAP partner logo for the location for which it is granted.

**1** Use the SAP partner logo in the presence of your company logo. Do not use the logo alone in partner communications.

**2** When using a non-SAP affiliation, maintain the logo clear space and use the logo at the same size ratio as the SAP partner logo.

**3** Do not use the SAP partner logo at a size larger than your company logo.

**Note:** These are examples only, not design recommendations.





# Brand Voice

## Approved Offering Names

For information about the use of SAP offering names, refer to the Brand Voice approved names list.

You can find the Brand Voice approved names list and the comprehensive Partner Communication Guidelines at [www.sappartneredge.com](http://www.sappartneredge.com).



# Trademarks

To ensure correct use of SAP trademarks, follow the trademark guidance on the SAP Corporate Web site:

<http://www.sap.com/corporate-en/about/legal/copyright/trademark-proper-use.html>

Follow us



**sappartneredge.com**

Studio SAP | 60455enUS (18/10)

© 2018 SAP SE or an SAP affiliate company. All rights reserved.

No part of this publication may be reproduced or transmitted in any form or for any purpose without the express permission of SAP SE or an SAP affiliate company.

The information contained herein may be changed without prior notice. Some software products marketed by SAP SE and its distributors contain proprietary software components of other software vendors. National product specifications may vary.

These materials are provided by SAP SE or an SAP affiliate company for informational purposes only, without representation or warranty of any kind, and SAP or its affiliated companies shall not be liable for errors or omissions with respect to the materials. The only warranties for SAP or SAP affiliate company products and services are those that are set forth in the express warranty statements accompanying such products and services, if any. Nothing herein should be construed as constituting an additional warranty.

In particular, SAP SE or its affiliated companies have no obligation to pursue any course of business outlined in this document or any related presentation, or to develop or release any functionality mentioned therein. This document, or any related presentation, and SAP SE's or its affiliated companies' strategy and possible future developments, products, and/or platforms, directions, and functionality are all subject to change and may be changed by SAP SE or its affiliated companies at any time for any reason without notice. The information in this document is not a commitment, promise, or legal obligation to deliver any material, code, or functionality. All forward-looking statements are subject to various risks and uncertainties that could cause actual results to differ materially from expectations. Readers are cautioned not to place undue reliance on these forward-looking statements, and they should not be relied upon in making purchasing decisions.

SAP and other SAP products and services mentioned herein as well as their respective logos are trademarks or registered trademarks of SAP SE (or an SAP affiliate company) in Germany and other countries. All other product and service names mentioned are the trademarks of their respective companies.

See [www.sap.com/copyright](http://www.sap.com/copyright) for additional trademark information and notices.