

# Disclaimer

The information in this presentation is confidential and proprietary to SAP and may not be disclosed without the permission of SAP. Except for your obligation to protect confidential information, this presentation is not subject to your license agreement or any other service or subscription agreement with SAP. SAP has no obligation to pursue any course of business outlined in this presentation or any related document, or to develop or release any functionality mentioned therein.

This presentation, or any related document and SAP's strategy and possible future developments, products and or platforms directions and functionality are all subject to change and may be changed by SAP at any time for any reason without notice. The information in this presentation is not a commitment, promise or legal obligation to deliver any material, code or functionality. This presentation is provided without a warranty of any kind, either express or implied, including but not limited to, the implied warranties of merchantability, fitness for a particular purpose, or non-infringement. This presentation is for informational purposes and may not be incorporated into a contract. SAP assumes no responsibility for errors or omissions in this presentation, except if such damages were caused by SAP's intentional or gross negligence.

All forward-looking statements are subject to various risks and uncertainties that could cause actual results to differ materially from expectations. Readers are cautioned not to place undue reliance on these forward-looking statements, which speak only as of their dates, and they should not be relied upon in making purchasing decisions.



# Welcome!

The webinar will start shortly.



## Housekeeping rules

- ▶ This session is being recorded and will be posted on the SAP Onboarding Resource Center.
- ▶ The audio functionality for the attendees has been turned off for privacy reasons.
- ▶ Attendees can use the Q&A panel to ask questions.
- ▶ You will be prompted to fill out two polls during the webinar and a survey after the session is completed – your participation is valued.



# Smart Cloud Spending

Leveraging FinOps and Usage Data Management in SAP BTP

**Prepared by: Willem Pardaens, Eran Lahav**

March 2025 | Live Webcast



# About the Creators



## **Eran Lahav**

*BTP Unified Metering & Reporting PO*

Eran has over 10 years of experience with SAP, specializing in the leadership of metering, reporting services, and the FinOps domain within SAP BTP. With a deep commitment to customer success, Eran believes that effective usage data management and financial operations are essential for maximizing value from SAP BTP.



## **Willem Pardaens**

*BTP Architect & Product Expert, Global CoE*

Willem is a central contact for the SAP BTP and drives the conversation around this innovation platform with strategic customers and partners. Having hands-on experience with enterprise integration, application development and data management, he can help convert a business idea into a solution architecture and MVP.

# Agenda

On today's call, we'll get you and your team **Ready** to take control of FinOps and Usage Data Management on SAP Business Technology Platform. We'll make sure you're **Set** with the knowledge to navigate BTP's core features and get you ready to **Go** with hands-on insights that will help you drive financial efficiency and achieve your business objectives.

1

## Get ready

Introduction to FinOps & Usage Data Management (UDM), Key features and upcoming roadmap

2

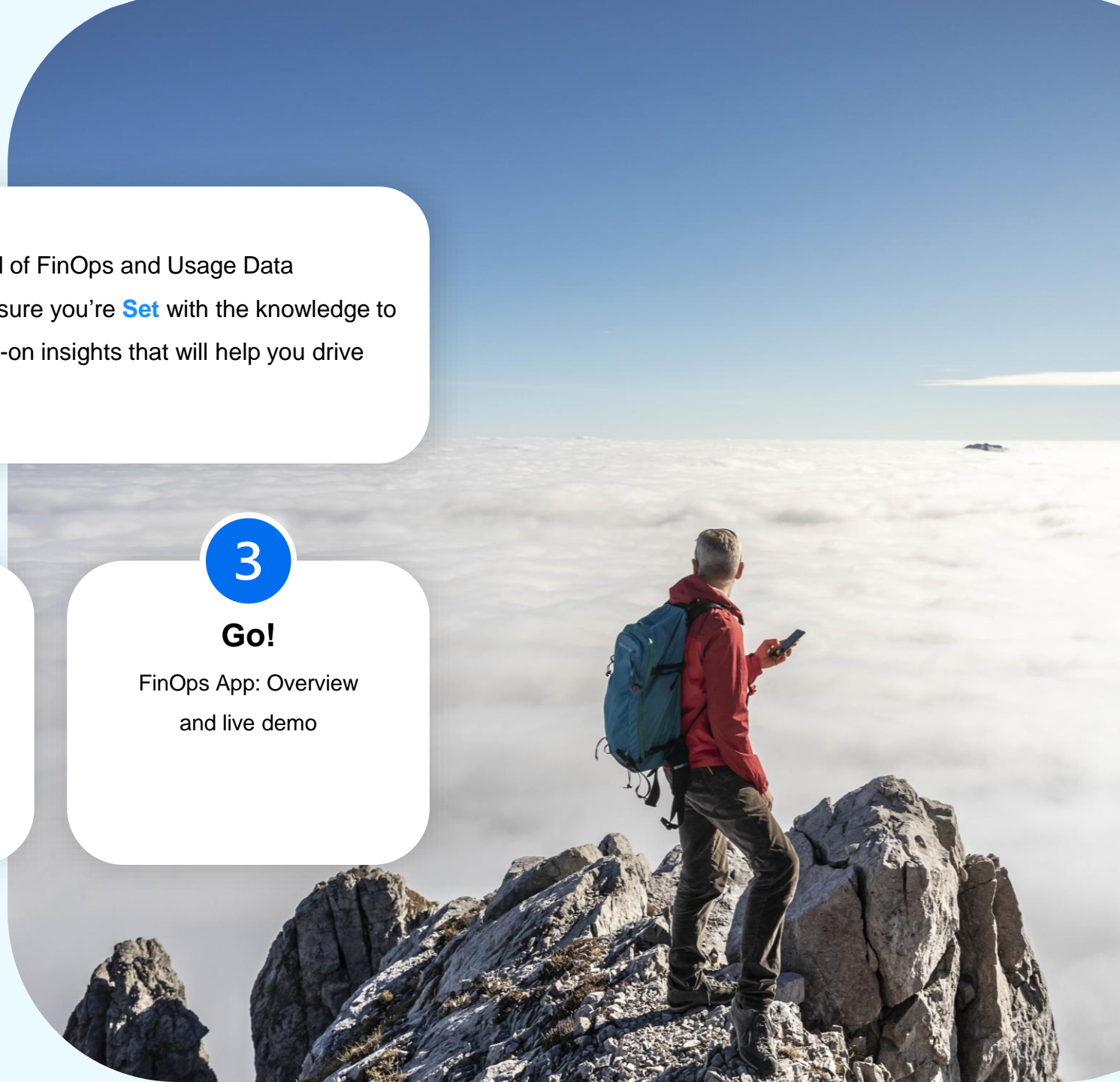
## Get set

BTP Cockpit: Current capabilities and what's next

3

## Go!

FinOps App: Overview and live demo



# Overview of SAP BTP's Offering

FinOps Maturity Tiers

## 3 Run

Deeply involved in developing their financial strategies and analyzing complex data to drive informed decision-making and optimization

## 2 Walk

Actively monitor their financial operations and engage in forecasting to anticipate future trends and needs.

## 1 Crawl

Primarily engaged in viewing and calculating data, focusing on basic financial metrics.

Target Audience



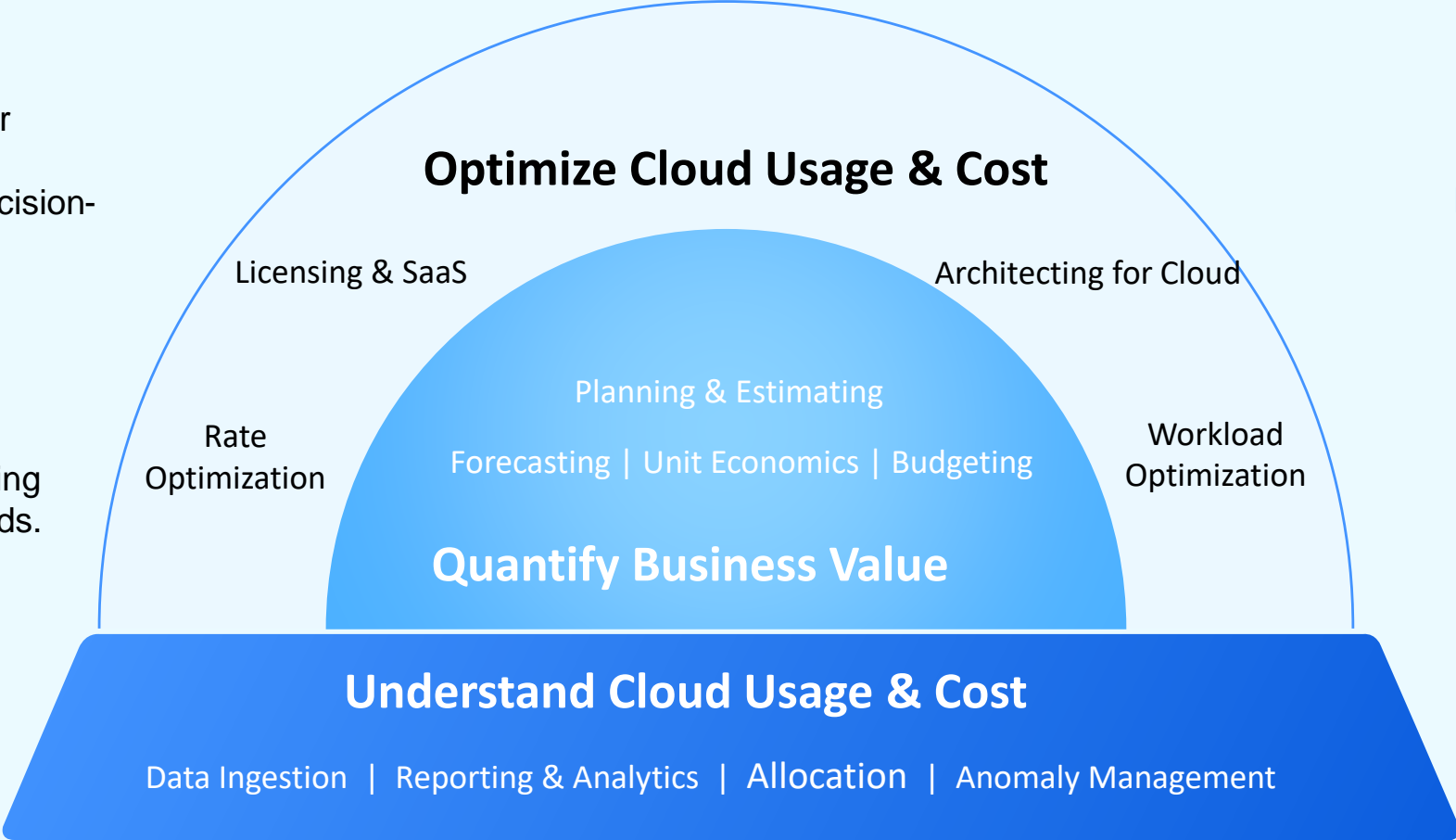
FinOps Teams



Controllers



GA Admin



# Get ready



# Costs & Usage @ BTP Cockpit Redesigned

SAP SAP BTP Cockpit
Join our user survey! EL

- Account Explorer
- Resource Providers
- Boosters
- System Landscape
- Entitlements >
- Security >
- Costs and Usage

## Global Account: ██████████ Costs and Usage Export | v

Global Account Info

Account ID: ██████████

Account Type: ██████████

Contract Currency: USD

Cloud Platform Enterprise Agreement

Cloud Credit Usage:

34.6%

Monthly Cloud Credit Usage

< 4.9 % >

Apr 2024

Monthly Cloud Credit Usage Trend

Dec 2023 Nov 2024

Service:  Subaccounts/Directories:  Month:  Search:  [Clear Filters](#)

[Billing](#) [Usage](#)

This view displays the monthly billable service charges for your global account. [More info](#)

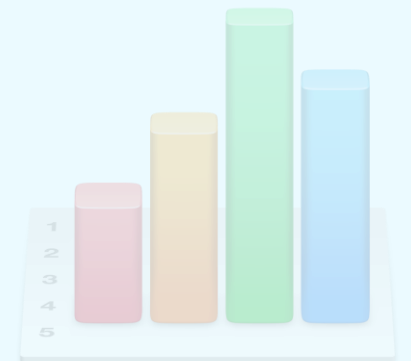
[View by Service](#) [View by Account](#)  Show only services with charged usage

Product	Service Plans	Subaccounts	Charged Usage	Metric	List Price (Estimated)
8001022	Custom Domain - Custom Domain	1	1	Custom Domains	109.00 USD
8005365	Cloud Foundry Runtime - Standard	48	120 gb	GB Memory	6,959.92 USD
8005499	Identity Authentication - Additional...	5	5 tenants	Additional tenants	95.00 USD
8005780	Cloud Foundry Runtime - Standard	34	50 gb	GB Memory	4,349.96 USD
8006013	Conversational AI - standard	1	1 chat	Chats	328.00 USD
8006999	Cloud Transport Management - St...	2	5 bytes	Bandwidth	100.00 USD
8007000	Job Scheduling Service - standard	25	2 blocks of job executions	Job executions in blocks of 10000	5.75 USD
8007197	Credential Store - standard	4	92 records	Records	100.28 USD
8007780	Application Logging Service - stan	2	2 instances	Instances	568.00 USD



# Costs & Usage @ Exported Spreadsheet – Updated

- ✓ Current Scope:
  - ✓ Credits Expenditure
  - ✓ Monthly Cost Distributed to Subaccounts
  - ✓ Actual Usage (Daily/Monthly, Space & Instance Level)
- ✓ Updates:
  - ✓ Directory & Subaccount Labels
  - ✓ Aligned Date values to integrate between the views.
  - ✓ Distribution of cost values to Commercial Models



# Get set

1

2

3

# UDM in the Discovery Center – Always Free



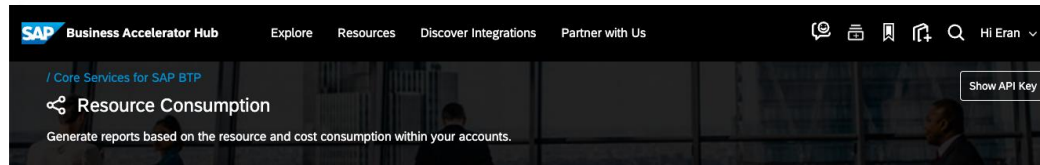
## SAP Usage Data Management Service for SAP BTP

Generate reports based on the resource & cost consumption within your accounts.

Always Free

### Features

The SAP Usage Data Management service for SAP BTP provides REST APIs that are responsible for gathering, storing, and making usage information available for all services and applications in all regions in a cloud deployment, for the purpose of central analysis, reporting, and license auditing. The service accumulates the information and provides reports in several business systems (reporting and operations) for resource planning and cross billing purposes. Customers can also see their usage data in the SAP BTP cockpit, for example, in the Usage Analytics pages. These APIs are relevant only for cloud management tools feature set B.



Try Out

#### Usage and Cost Management

GET	<a href="#">/reports/v1/cloudCreditsDetails</a> Get cloud credit data for a global account
GET	<a href="#">/reports/v1/monthlyDirectoryUsage</a> Get monthly usage reporting data for a directory
GET	<a href="#">/reports/v1/monthlySubaccountsCost</a> Get monthly cost reporting data for all subaccounts
GET	<a href="#">/reports/v1/monthlyUsage</a> Get monthly usage reporting data for a global account
GET	<a href="#">/reports/v1/subaccountUsage</a> Get usage reporting data for a subaccount

FEEDBACK

Discover and consume REST APIs to generate reports based on the resource and cost consumption within your accounts.

### Integration Content

🗨️ [Core Services for SAP BTP](#)

[Show All](#)

### Resources

- 🌐 [API Documentation](#)
- 🌐 [Getting an Access Token for Resource Consumption APIs](#)
- 🌐 [Usage Data Management - Service Plans](#)

### Community

🗨️ [Introducing Cloud Management Tools – CLI and APIs for SAP BTP \(PART 2\)](#)

### Certificates

- 🌐 [C5](#)
- 🌐 [ISO/IEC 22301](#)
- 🌐 [ISO/IEC 27001](#)
- 🌐 [ISO/IEC 27017](#)






# Resource Consumption APIs **Enhanced**

The screenshot shows the SAP Business Accelerator Hub interface. At the top, there is a navigation bar with the SAP logo, 'Business Accelerator Hub', and menu items: 'Explore', 'Resources', 'Discover Integrations', and 'Partner with Us'. On the right side of the navigation bar, there are icons for chat, a calendar, a bookmark, a share icon, and a search icon, along with the user name 'Hi Eran' and a dropdown arrow. Below the navigation bar, there is a header section with the text '/ Core Services for SAP BTP' and a 'Show API Key' button. The main heading is 'Resource Consumption' with a sub-heading 'Generate reports based on the resource and cost consumption within your accounts.' Below this, there is a navigation menu with 'Overview', 'API Reference' (which is underlined), 'Model View', 'API Consumption', and 'Try Out'. On the right side of this menu, there is a 'Try Out' button. The main content area is titled 'Usage and Cost Management' and lists five API endpoints, each with a 'GET' method and a description:

- GET** `/reports/v1/cloudCreditsDetails`  
Get cloud credit data for a global account
- GET** `/reports/v1/monthlyDirectoryUsage`  
Get monthly usage reporting data for a directory
- GET** `/reports/v1/monthlySubaccountsCost`  
Get monthly cost reporting data for all subaccounts
- GET** `/reports/v1/monthlyUsage`  
Get monthly usage reporting data for a global account
- GET** `/reports/v1/subaccountUsage`  
Get usage reporting data for a subaccount

On the right side of the main content area, there is a vertical 'FEEDBACK' button.

# Resource Consumption APIs Enhanced

**SAP** Business Accelerator Hub    Explore    Resources    Discover Integrations    Partner with Us         Hi Eran ▾

[/ Core Services for SAP BTP](#) Show API Key

## Resource Consumption

Generate reports based on the resource and cost consumption within your accounts.

Overview    API Reference    Model View    API Consumption    Try Out

NEW



# Consumption Notifications Enhanced

- ✓ Cloud credits notifications using explicit subscriptions through **SAP Alert Notification** service was released in 2024.

The screenshot displays the SAP Help Portal interface. On the left, a dropdown menu lists various notification channels:

- Email: Sends an email message to a specified email address
- Email with custom SMTP server: Allows configuring of...
- Microsoft Teams: Sends a message to...
- PagerDuty: Sends an event to P...
- SAP Automation Pilot: Sends the received e...
- SAP Workflow service: Starts a new instanc...
- ServiceNow Incident: Creates, updates or resolves ServiceNow Incident
- Slack: Sends a message to a specified Slack channel
- Slack threaded: Sends a message to a specified Slack channel, and creates a thread if the same message
- Store: Temporary stores the received event in the Alert Notification storage
- VictorOps: Sends an event to a specified VictorOps integration REST endpoint
- Webhook: Executes a POST request to a specified URL address

The main content area shows the 'Data Management Remaining Credits' page. It includes a breadcrumb trail: SAP > SAP Alert Notification for SAP BTP > SAP Alert Notification Service Events > Built-In Events > Usage Data Management Events > Usage Data Management Remaining Credits. The page title is 'Data Management Remaining Credits' and it contains a table with the following data:

Field Name	Description
monthsElapsedFromContractStartDate	Months pass from start of current contract.
monthsUntilContractEndDate	Remaining months until end of current contract.
monthlyEstimatedCostToDate	The current month open bill items.
totalCloudCreditsForPhase	The initial cloud credits value for the current phase.
cloudCreditBalance	The updated cloud credits value from last billing cycle.
avgRemainingBudgetPerMonth	Represents the estimated average budget available per month for the rest of the current phase $\text{cloudCreditBalance} / \text{monthsUntilPhaseEndDate}$
avgCostsSpentPerMonth	Represents the average monthly expenditure over a the current phase $(\text{totalCloudCreditsForPhase} - \text{cloudCreditBalance}) / \text{monthsElapsedFromPhaseStartDate}$
estimatedCostUpdateTime	The timestamp of the actual/updated open bills item 2023-12-30T00:10:55.567
balanceLastUpdateDate	The timestamp of the last billing cycle 2023-12-30T00:10:55.567

*Let's GO FinOps !*



# Application Samples & Best Practices **SAP Blogs**

- ✓ Cloud credits notifications using business rules for **dynamic** thresholds.
- ✓ Recalculating the internal cross charging with the ability to **exclude** certain subaccounts due to existing quota.
- ✓ Combined notification about usage and cost per **service, metric** and **subaccount**.

**Cross Charging your SAP BTP Charges: Gain Transparency and Allocation**

former\_member274698

**Trigger Alert For Monthly CPEA credits overuse in BTP**

M munishuri Participant 04-19-2023 12:00

16 Kudos

**Monitoring CPEA Cloud Credits for Business Technology Platform with Email Notifications**

M munishuri Participant

16 Kudos

What is a contract entitlement to of your contract of your business your business

As customers the monthly b

Extending on [Triggering Em](#)

We are going (Current mont alerts as close

**Use Case: Ge defined by th**

CPEA – It is a Cloud Platform Enterprise Agreement, which provides a rich and simpler c in terms of the contract and offers an easier way to leverage cloud services.

More Details can be found [here](#)

In this blog, we are going to look into the APIs which are delivered to provide the informa credits and a **very small POC**, to put together some of the pieces and built a prototype t information and trigger an event in case of the credits are below a certain threshold.

```
graph LR; AN[Alert Notification] --- AR[Application Runtime]; AR --- B[Business]; subgraph AR; direction TB; App[Application]; end
```



# Our goal

# #1

## The single, central FinOps solution for all SAP products.

### #1

One solution which can have Multiple GAs in place.

### #1

One label service for all BTP & CF Entities.

### #1

One framework for cross charging shared instances





# All in One - a FinOps app

NEW

## BTP FinOps: Keeping

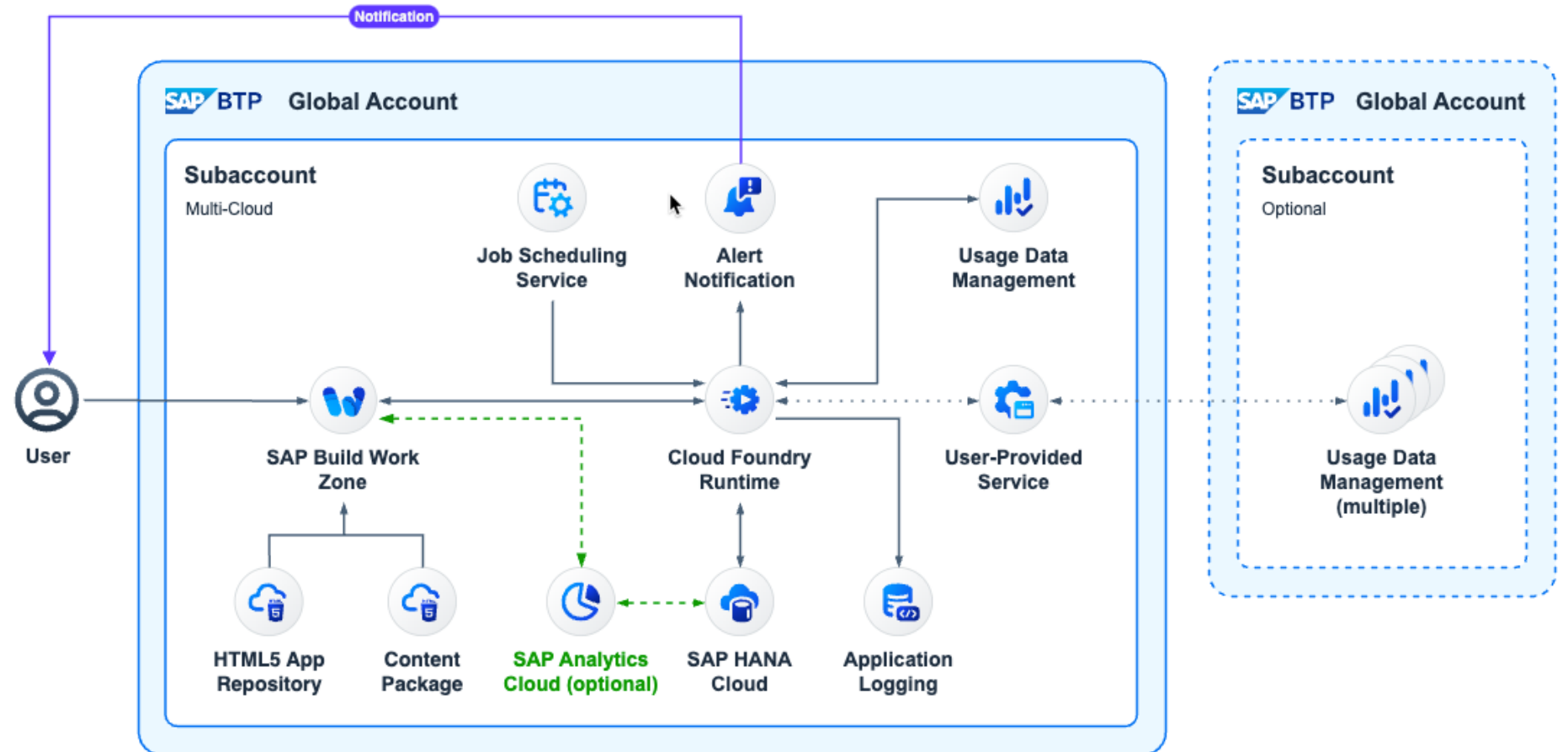
W  Willem\_Pardaens  
Product and Topic Expe

 16 Kudos

In an [earlier blog](#) we introduc  
announces a **new version** of  
and an improved user experie

The main improvements in ve

- **Multi global account:** you to monitor all your
- **SAP Analytics Cloud i** are embedded in the ap information (see e.g. cr
- **Business tags:** To allow introduced as a key fea
- **Contract values:** As ke with your contract and snow projections based on forecasts.
- **Account structure overview:** The application now visualizes your account structure in a hierarchy which will help you understand its costs better.
- **Improved alerting:** The alerting mechanism is enhanced and now offers a live preview of the configured thresholds.



<https://community.sap.com/t5/technology-blogs-by-sap/btp-finops-keeping-track-of-your-credits/ba-p/13737793>

# Available on [github.com/SAP-Samples](https://github.com/SAP-Samples)

The screenshot displays the SAP Cost Management dashboard with the following components:

- Navigation:** Home, Search, WP, Overview, Billing Verification, Cost Breakdown, Credit Expenditure, Cross Charging, Monitoring & Alerting, Cost Optimization, Manage Tags.
- Highest Credit Forecasts (Top 5):**

Service	Cost	Cost Increase %	Forecast	Forecast %
<b>SAP Analytics Cloud BTPEA</b> Users (BI Users) - Users (Planning, Professional) - Users (Planning, Standard)	2,772.00 USD	0%	3,043.32 USD	109%
<b>SAP HANA Cloud</b> Capacity Units	446.32 USD	3%	669.48 USD	480%
<b>Cloud Foundry Runtime</b> GB Memory	92.01 USD	0%	138.02 USD	150%
<b>SAP Build Work Zone, standard edition</b> Active Users	135.00 USD	0%	135.00 USD	100%
<b>Business Application Studio</b> Users	30.00 USD	0%	30.00 USD	100%
- Summary Widgets:**
  - BTP Resource Consumption Report: 4.03 k, June 2024 forecast
  - Configure Alerts Settings
  - Credit Expenditure Report
  - Configure Tags Settings
  - Cost Allocation Today
  - Cost Allocation By Tag
  - Cost Allocation By Year
  - Cost Allocation By Year and Tag
- Forecast Breakdown:** Today's forecast by Sub Account. Sub Account: [Dropdown]. Donut chart showing: DataStore PROD (84.9%), Data DEV (8.3%), IT (5.1%), Exploration SBX.
- Cost and Forecast for this month:** 4,032.68 USD. Cost to date: 3,491.70 USD. Today's change: 12.16 USD. Line chart for June 2024 comparing Cost (bars) and Forecast (line).

- ✓ Overview
- ✓ Billing Verification
- ✓ Cost Breakdown
- ✓ Credit Expenditure
- ✓ Cross Charging
- ✓ Monitoring & Alerting
- ✓ Cost Optimization

# Billing Verification & Service Forecasting

Home ▾

WP

Overview | Billing Verification | ▾ | Cost Breakdown | ▾ | Credit Expenditure | ▾ | Cross Charging | ▾ | Monitoring & Alerting | Cost Optimization

## Service Manager

### Cloud Foundry Runtime

BTP Service

Delete ↕

**Service Details**

ID: linux-container  
Date: Jun 20, 2024  
Commercials Metrics: 1  
Technical Metrics: 1

**Cost For This Month**

Cost to date: 92.01 USD  
Consumed Credits: 92.01 USD  
Overcharged: 0.00 USD  
Monthly maximum: 92.01 USD  
Forecasted this month: 138.02 USD  
Forecasted vs maximum: 150 %

**Chart**

Cost, Forecast

**Daily Change**

Cost change: 0 %  
Cost change: 0.00 USD  
Forecast change: -5 %  
Forecast change: -7.26 USD

**By Directory**

Cost this month

Production	30.67
Non-Prod	30.67
Sandbox	30.67

USD

**By Sub Account**

Cost this month

Exploration SBX	30.67
DataStore PROD	30.67
IT	30.67

USD

Overview | ▾ | Commercial Details | ▾ | Technical Details | ▾ | History

**Commercial Metrics (1)**

Date	Month	Metric	Cost	Delta Cost	Chart	Forecasted	Forecasted Cost	Forecasting Configuration	Technical Allocation
Jun 20, 2024	202406	GB Memory	92.01 USD	0.00 USD		150 %	138.02 USD	TimeLinear	GB Memory

**Technical Metrics (1)**

Date	Month	Metric	Plans	Usage	Delta Usage
Jun 20, 2024	202406	GB Memory	Standard	0.61	0.02

**Cost over time (Daily)**

# Billing Verification & Service Forecasting

SAP Home Search WP

Overview **Billing Verification** | Cost Breakdown | Credit Expenditure | Cross Charging | Monitoring & Alerting | Cost Optimization | Manage Tags

### Technical Allocation Dashboard

Technical Allocation overview Date Jun 20, 2024

2 Filters

Tag Name	Hierarchy													
	1-Global Account		2-Datacenter		2-Directory		3-Sub Account		4-Service		4-Space		5-Service (alloc.)	
Tag Value	Cost	Forecasted Cost	Cost	Forecasted Cost	Cost	Forecasted Cost	Cost	Forecasted Cost	Cost	Forecasted Cost	Cost	Forecasted Cost	Cost	Forecasted Cost
Measures														
<b>AccountStructure</b>														
Customer: All Accounts	\$3,491.70	\$4,032.68	\$3,491.70	\$4,032.68	\$3,491.70	\$4,032.69	\$3,491.70	\$4,032.69	\$3,491.70	\$4,032.69	\$330.17	\$487.76	\$330.17	\$487.76
Global Account: Demo Industries Ltd	\$3,491.70	\$4,032.68	\$3,491.70	\$4,032.68	\$3,491.70	\$4,032.69	\$3,491.70	\$4,032.69	\$3,491.70	\$4,032.69	\$330.17	\$487.76	\$330.17	\$487.76
Datacenter: cf-eu10-canary	-	-	-	-	-	-	-	-	-	-	-	-	-	-
Datacenter: eu10-canary	-	-	\$3,491.70	\$4,032.68	-	-	-	-	-	-	-	-	-	-
Directory: Non-Prod	-	-	-	-	\$415.08	\$542.00	\$415.08	\$542.00	\$415.08	\$542.00	\$38.17	\$53.51	\$38.17	\$53.51
Sub Account: Data DEV	-	-	-	-	-	-	\$223.16	\$334.74	\$223.16	\$334.74	-	-	-	-
Sub Account: IT	-	-	-	-	-	-	\$191.92	\$207.26	\$191.92	\$207.26	\$38.17	\$53.51	\$38.17	\$53.51
Service: Business Application Studio	-	-	-	-	-	-	-	-	\$30.00	\$30.00	-	-	-	-
Service: Cloud Foundry Runtime	-	-	-	-	-	-	-	-	\$30.67	\$46.01	-	-	-	-
Service: Destination	-	-	-	-	-	-	-	-	-	-	-	-	-	-
Service: HTML5 Application Repository Service	-	-	-	-	-	-	-	-	-	-	-	-	-	-
Service: Job Scheduling Service	-	-	-	-	-	-	-	-	\$7.50	\$7.50	-	-	-	-
Service: SAP Build Work Zone, standard edition	-	-	-	-	-	-	-	-	\$123.75	\$123.75	-	-	-	-
Space: monitoring	-	-	-	-	-	-	-	-	-	-	\$38.17	\$53.51	\$38.17	\$53.51
Service (alloc.): Application Logging Service	-	-	-	-	-	-	-	-	-	-	-	-	-	-
Service (alloc.): Cloud Foundry Runtime	-	-	-	-	-	-	-	-	-	-	-	-	\$30.67	\$46.01
Service (alloc.): Job Scheduling Service	-	-	-	-	-	-	-	-	-	-	-	-	\$7.50	\$7.50
Directory: Production	-	-	-	-	\$3,025.83	\$3,424.07	\$3,025.83	\$3,424.07	\$3,025.83	\$3,424.07	\$253.83	\$380.75	\$253.83	\$380.75
Directory: Sandbox	-	-	-	-	\$50.79	\$66.62	\$50.79	\$66.62	\$50.79	\$66.62	\$38.17	\$53.50	\$38.17	\$53.50

# Cost Breakdown per all Entities

SAP Home Search WP

Overview Billing Verification | Cost Breakdown | Credit Expenditure Cross Charging | Monitoring & Alerting Cost Optimization Manage Tags

## Cost Breakdown (Daily)

Standard Share

Search Reading:\* Daily Date:\* Today (Jun 20, 2024) Go Adapt Filters (2)

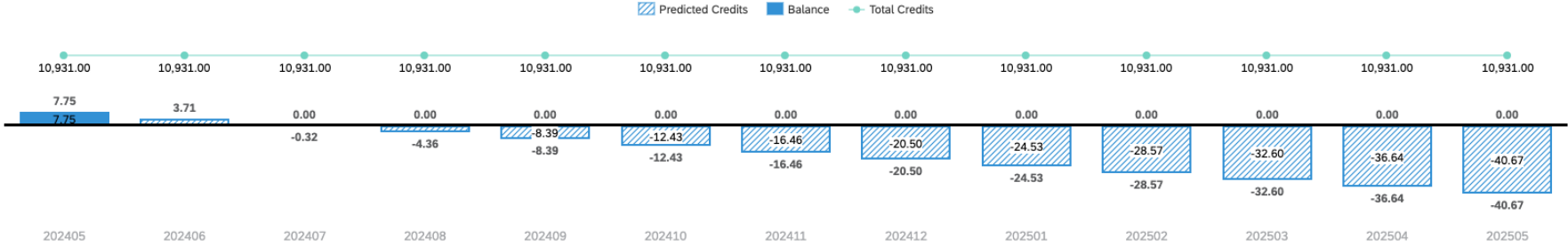
Hierarchy	Exclude	Lifecycle	Date	Services	Cost	Delta Cost	Delta Cost %	Forecasted Cost	Delta Forecasted ...
Customer: All Accounts	No	Unset	Jun 20, 2024	7 charges	3,491.70 USD	12.16 USD	0	4,032.68 USD	-61.60 USD
Global Account: Demo Industries Ltd	No	Unset	Jun 20, 2024	7 charges	3,491.70 USD	12.16 USD	0	4,032.68 USD	-61.60 USD
Datacenter: cf-eu10-canary	No	Unset	Jun 20, 2024						
Datacenter: eu10-canary	No	Unset	Jun 20, 2024	7 charges	3,491.70 USD	12.16 USD	0	4,032.68 USD	-61.60 USD
Directory: Non-Prod	No	Unset	Jun 20, 2024	5 charges	415.08 USD	6.57 USD	2	542.00 USD	-9.95 USD
Sub Account: Data DEV	No	Unset	Jun 20, 2024	1 charge	223.16 USD	6.08 USD	3	334.74 USD	-8.02 USD
Sub Account: IT	No	Unset	Jun 20, 2024	4 charges	191.92 USD	0.49 USD	0	207.26 USD	-1.93 USD
Environment: cf-platform	Yes	Unset	Jun 20, 2024						
Service: Business Application Studio	No	Unset	Jun 20, 2024	1 charge	30.00 USD	0.00 USD	0	30.00 USD	0.00 USD
Service: Cloud Foundry Runtime	No	Unset	Jun 20, 2024	1 charge	30.67 USD	0.00 USD	0	46.01 USD	-2.42 USD
Service: Destination	No	Unset	Jun 20, 2024						
Service: HTML5 Application Repository S	No	Unset	Jun 20, 2024						
Service: Job Scheduling Service	No	Unset	Jun 20, 2024	1 charge	7.50 USD	0.00 USD	0	7.50 USD	0.00 USD
Service: SAP Build Work Zone, standard	No	Unset	Jun 20, 2024	1 charge	123.75 USD	0.49 USD	0	123.75 USD	0.49 USD
Space: monitoring	No	Unset	Jun 20, 2024	2 charges	38.17 USD	0.00 USD	0	53.51 USD	-2.42 USD
Directory: Production	No	Unset	Jun 20, 2024	3 charges	3,025.83 USD	6.08 USD	0	3,424.07 USD	-48.67 USD
Directory: Sandbox	No	Unset	Jun 20, 2024	4 charges	50.79 USD	-0.49 USD	-1	66.62 USD	-2.98 USD

# Credits Expenditure & Budgets Management

## Credits Projection

Credits Projection for remainder of contract phase

in Thousand USD, USD



## Credit Expenditure

Global Account	Month	Status	Measures	Total Credits	Balance	Forecasted Cost	Predicted Credits
Demo Industries Ltd	202405	Actual		\$10,931.00	\$7,747.68	-	-
	202406	Projection		\$10,931.00	-	\$4,035.11	\$3,712.57
	202407	Projection		\$10,931.00	-	\$4,035.11	-\$322.54
	202408	Projection		\$10,931.00	-	\$4,035.11	-\$4,357.65
	202409	Projection		\$10,931.00	-	\$4,035.11	-\$8,392.76
	202410	Projection		\$10,931.00	-	\$4,035.11	-\$12,427.87
	202411	Projection		\$10,931.00	-	\$4,035.11	-\$16,462.98
	202412	Projection		\$10,931.00	-	\$4,035.11	-\$20,498.09
	202501	Projection		\$10,931.00	-	\$4,035.11	-\$24,533.20
	202502	Projection		\$10,931.00	-	\$4,035.11	-\$28,568.31
	202503	Projection		\$10,931.00	-	\$4,035.11	-\$32,603.42



# Labels for Hybrid & Shared Resources

SAP Home

Overview Billing Verification Cost Breakdown Credit Expenditure Cross Charging Monitoring & Alerting Cost Optimization **Manage Tags**

Standard No filters active

### Account Structures

Hierarchy	Lines of Business	Cost Center
Customer: All Accounts		
Global Account: Demo Industries Ltd		
Datacenter: cf-eu10-canary		
Datacenter: eu10-canary		
Directory: Non-Prod		
Sub Account: Data DEV	Sales (45%), HR (35%), Finance (20%)	100800 (100)
Sub Account: IT	Sales (45%), HR (35%), Finance (20%)	100800 (100)
Environment: cf-platform		
Service: Business Application Studio		
Service: Cloud Foundry Runtime		
Service: Destination		
Service: HTML5 Application Repository S		
Service: Job Scheduling Service		
Service: SAP Build Work Zone, standard		
Space: monitoring		
Directory: Production		
Sub Account: DataStore PROD	Sales (45%), HR (35%), Finance (20%)	100800 (100)
Directory: Sandbox		

### IT

Sub Account

ID: 85a0e2bf-b864-4f58-8428-45f51ffb19b  
Region: cf-eu10-canary  
Env: CF

Lifecycle: Unset  
Exclude: No

### Managed Tags (4)

Name	Value	Pct.
<b>Cost Center</b>		
Cost Center	100800	100
<b>Line of Business</b>		
Line of Business	Finance	20
Line of Business	HR	35
Line of Business	Sales	45

### Custom Tags (1)

Name	Value
Hierarchy	3-Sub Account

# Cross Charging with SAC embedded

SAP Home Search WP

Overview Billing Verification | Cost Breakdown | Credit Expenditure **Cross Charging |** Monitoring & Alerting Cost Optimization Manage Tags

## Dashboard (Daily)

Cross Charging (Daily) 1 Filter Tag Name: Cost Center, Line of Business Date: Jun 20, 2024

Tag Name	Cost Center		Line of Business					
	Tag Value	100800	Finance		HR		Sales	
Measures	Cost	Delta Cost	Cost	Delta Cost	Cost	Delta Cost	Cost	Delta Cost
<b>AccountStructure</b>								
Customer: All Accounts	\$3,491.70	+\$12.16	\$698.34	+\$2.43	\$1,222.10	+\$4.26	\$1,571.27	+\$5.47
Global Account: Demo Industries Ltd	\$3,491.70	+\$12.16	\$698.34	+\$2.43	\$1,222.10	+\$4.26	\$1,571.27	+\$5.47
Datacenter: cf-eu10-canary	-	-	-	-	-	-	-	-
Datacenter: eu10-canary	-	-	-	-	-	-	-	-
Directory: Non-Prod	\$415.08	+\$6.57	\$83.02	+\$1.31	\$145.28	+\$2.30	\$186.79	+\$2.96
Sub Account: Data DEV	\$223.16	+\$6.08	\$44.63	+\$1.22	\$78.11	+\$2.13	\$100.42	+\$2.74
Sub Account: IT	\$191.92	+\$0.49	\$38.38	+\$0.10	\$67.17	+\$0.17	\$86.36	+\$0.22
Directory: Production	\$3,025.83	+\$6.08	\$605.17	+\$1.22	\$1,059.04	+\$2.13	\$1,361.62	+\$2.74
Sub Account: DataStore PROD	\$3,025.83	+\$6.08	\$605.17	+\$1.22	\$1,059.04	+\$2.13	\$1,361.62	+\$2.74
Directory: Sandbox	\$50.79	-\$0.49	\$10.16	-\$0.10	\$17.78	-\$0.17	\$22.86	-\$0.22
Sub Account: Development SBX	-	-	-	-	-	-	-	-
Sub Account: Exploration SBX	\$50.79	-\$0.49	\$10.16	-\$0.10	\$17.78	-\$0.17	\$22.86	-\$0.22

# Alerts on Cost, Credits, Usage & Forecast

Home ▼

WP

Overview
Billing Verification | ▼
Cost Breakdown | ▼
Credit Expenditure
Cross Charging | ▼
Monitoring & Alerting
Cost Optimization
Manage Tags

**Usage increase above 3%**

Alert

⋮

Edit
Delete
🔗

General
Scope
Thresholds
Simulation

**Name:**  
Usage increase above 3%

**Measurement Type:**  
Technical

**Enabled:**  
No

**Scope**

**Account Structure**

Filter Hierarchy: Directory

**Service Scope**

Level of detail: Service

**Filter Mode:**  
Include

**Filter Items:**  
Non-Prod

**Filter Mode:**  
Include

**Filter Items:**  
-

**Thresholds (1)**

🔍
🔗
⚙️
🔗

Property	Operator	Amount
delta_measure_usagePct	>=	3.00

**Simulation**


**Filter JSON**

```
{
  toMetric_toService_retrieved: "2024-06-20",
  level: "Directory",
  id: {
    in: [
      "717fa65d-4daa-47b4-8379-745e7c91e4af"
    ]
  },
  toMetric_measureId: "_combined_",
  delta_measure_usagePct: {
    ">=": "3.00"
  }
}
```


**Simulation Result**

```
## Usage increase above 3%
| Hierarchy | Service | Metric | Actual Usage | Increase | Increase % | Unit |
|-----|-----|-----|-----|-----|-----|-----|
| Non-Prod | SAP HANA Cloud | Multiple | 51830.42 | 1606.46 | 3 | GB-hours |
| Non-Prod | Job Scheduling Servi | Multiple | 154.00 | 8.00 | 5 | blocks of job execut
```

# Cost optimization Strategies & Best Practices

 Home ▼ Search  Q WP

Overview Billing Verification | ▼ Cost Breakdown | ▼ Credit Expenditure Cross Charging | ▼ Monitoring & Alerting **Cost Optimization** Manage Tags

 **Enable Alert Notification Service**  
Cost Optimization Strategy #1

Kickstart your cost optimization journey by activating the Alert Notification Service through our dedicated application. This crucial first step empowers you to **proactively** oversee your cloud consumption by setting up real-time alerts for usage spikes or budget overruns.

Customize alert thresholds to match your budgetary limits directly within the app, ensuring immediate awareness and control over your cloud costs. Stay on top of your finances effortlessly and **prevent unexpected expenses!**

**Alert configuration:**

- Enables configuring alerts to monitor usage and cost consumption.
- Alerts can be set based on predefined thresholds, which may be derived from forecasts of cost or usage.
- Hierarchical configuration for fine-grained control.


**Alerts can be customized at multiple levels:**

- Global Account
- Directory
- Subaccount
- Data Center

**Granular alert options:**

- Alerts can be set at the service or individual metric level.
- Alerts can be differentiated between commercial measures (charged costs) and technical measures (actual usage).


[Read More ...](#)

 **Terminate Unused Resources**  
Cost Optimization Strategy #2

Achieve significant cost reductions by proactively identifying and terminating compute or networking setups and services that are no longer needed.

Regularly auditing and shutting down these unused assets ensures that you're investing only in resources that **deliver real value to your organization**, optimizing your cloud spend efficiently.


[Read More ...](#)

 **Leverage Tags for Cross-Charging**  
Cost Optimization Strategy #3

Adopt labeling in your cost-tracking routine to refine and automate the cross-charging mechanism. It allows **precise automated distribution of costs** among various projects or business units.

The result is simplified budget management and enhanced financial planning, making tags an invaluable asset for transparent financial operations.

[Read More ...](#)

 **Leverage Labels for Cross-Charging**  
Cost Optimization Strategy #4

Adopt labeling in your cost-tracking routine to refine and automate the cross-charging mechanism. It allows precise automated distribution of costs among various projects, departments, or business units.

This practice ensures a transparent and accurate billing process, where expenses are correctly allocated to relevant internal entities. The result is simplified budget management and enhanced financial planning, making labels an invaluable asset for transparent financial operations and effective cost allocation within intricate organizational frameworks.

**Account Structure Oversight** monitors the structure of accounts:

- **Tag Definition:** Allows defining tags based on cross-charging requirements.
- Tags can be defined not only by the line of business but also with specific percentages when multiple lines of business are involved.
- Each account level can have tags managed according to the specific requirements of the line of business, facilitating the cross-charging process.

**Tagging for Exclusion:**

- Ability to tag instances, subaccounts or spaces as 'Excluded' for exclusion from the cross-charging process.
- Includes filtering capabilities to view accounts as either excluded or not excluded.

[Read More ...](#)



# Cloud FinOps

Cloud FinOps empowers you to take control of your SAP BTP cloud spend. Join the conversation to uncover actionable insights, learn about cost monitoring, billing verification, and cross-charging. Connect with peers and SAP experts to drive smarter cloud financial decisions.

 33 members  Open group  Created a week ago

This group 

What are you looking for today?



## Discussions

 0

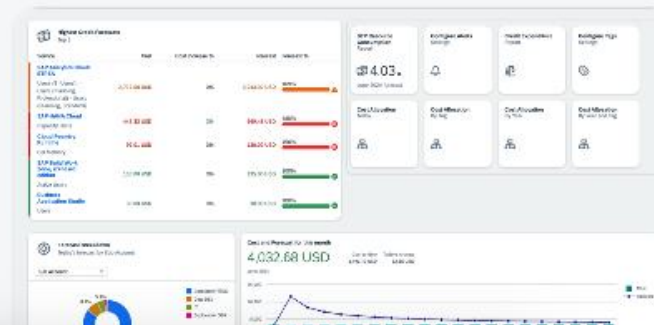
## Blog Posts

 4

## Knowledge Center

 3

## Featured Topics



A light blue geometric shape, resembling a parallelogram with a diagonal cut, is positioned behind the text. It has a light blue fill and a darker blue diagonal line running from the top-right to the bottom-left.

**Bring out your best.**

Follow us



[www.sap.com/contactsap](http://www.sap.com/contactsap)

© 2025 SAP SE or an SAP affiliate company. All rights reserved.

No part of this publication may be reproduced or transmitted in any form or for any purpose without the express permission of SAP SE or an SAP affiliate company.

The information contained herein may be changed without prior notice. Some software products marketed by SAP SE and its distributors contain proprietary software components of other software vendors. National product specifications may vary.

These materials are provided by SAP SE or an SAP affiliate company for informational purposes only, without representation or warranty of any kind, and SAP or its affiliated companies shall not be liable for errors or omissions with respect to the materials. The only warranties for SAP or SAP affiliate company products and services are those that are set forth in the express warranty statements accompanying such products and services, if any. Nothing herein should be construed as constituting an additional warranty.

In particular, SAP SE or its affiliated companies have no obligation to pursue any course of business outlined in this document or any related presentation, or to develop or release any functionality mentioned therein. This document, or any related presentation, and SAP SE's or its affiliated companies' strategy and possible future developments, products, and/or platforms, directions, and functionality are all subject to change and may be changed by SAP SE or its affiliated companies at any time for any reason without notice. The information in this document is not a commitment, promise, or legal obligation to deliver any material, code, or functionality. All forward-looking statements are subject to various risks and uncertainties that could cause actual results to differ materially from expectations. Readers are cautioned not to place undue reliance on these forward-looking statements, and they should not be relied upon in making purchasing decisions.

SAP and other SAP products and services mentioned herein as well as their respective logos are trademarks or registered trademarks of SAP SE (or an SAP affiliate company) in Germany and other countries. All other product and service names mentioned are the trademarks of their respective companies.

See [www.sap.com/copyright](http://www.sap.com/copyright) for additional trademark information and notices.

