



SAP Cloud ALM for Implementation

What's new in Q4 2022?

SAP SE
January, 2023

PUBLIC

Disclaimer

The information in this presentation is confidential and proprietary to SAP and may not be disclosed without the permission of SAP. Except for your obligation to protect confidential information, this presentation is not subject to your license agreement or any other service or subscription agreement with SAP. SAP has no obligation to pursue any course of business outlined in this presentation or any related document, or to develop or release any functionality mentioned therein.


This presentation, or any related document and SAP's strategy and possible future developments, products and or platforms directions and functionality are all subject to change and may be changed by SAP at any time for any reason without notice. The information in this presentation is not a commitment, promise or legal obligation to deliver any material, code or functionality. This presentation is provided without a warranty of any kind, either express or implied, including but not limited to, the implied warranties of merchantability, fitness for a particular purpose, or non-infringement. This presentation is for informational purposes and may not be incorporated into a contract. SAP assumes no responsibility for errors or omissions in this presentation, except if such damages were caused by SAP's intentional or gross negligence.

All forward-looking statements are subject to various risks and uncertainties that could cause actual results to differ materially from expectations. Readers are cautioned not to place undue reliance on these forward-looking statements, which speak only as of their dates, and they should not be relied upon in making purchasing decisions..

Agenda

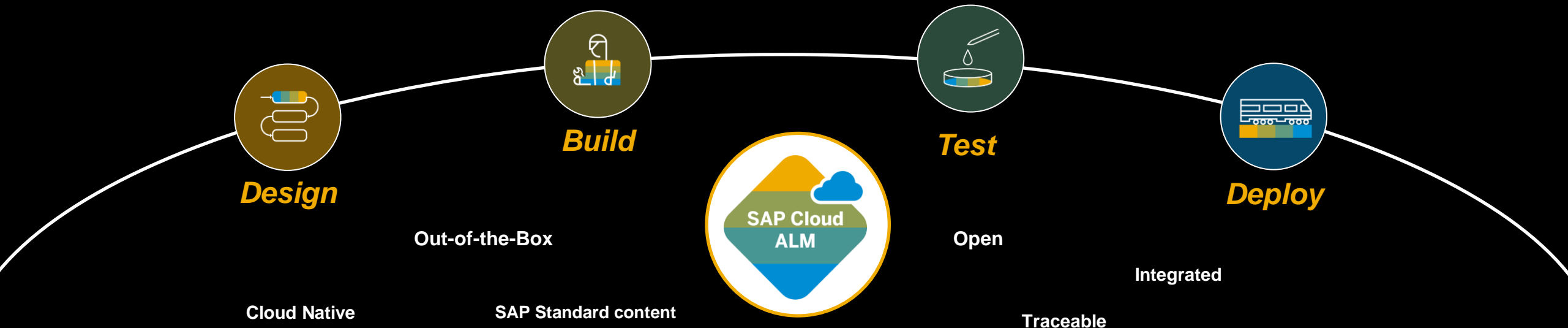
- Introduction
- What's New in ...
 - Design?
 - Build?
 - Test?
 - Deploy?
 - Analytics?
- Live Demo
- Outlook and Summary

Introduction



Introduction

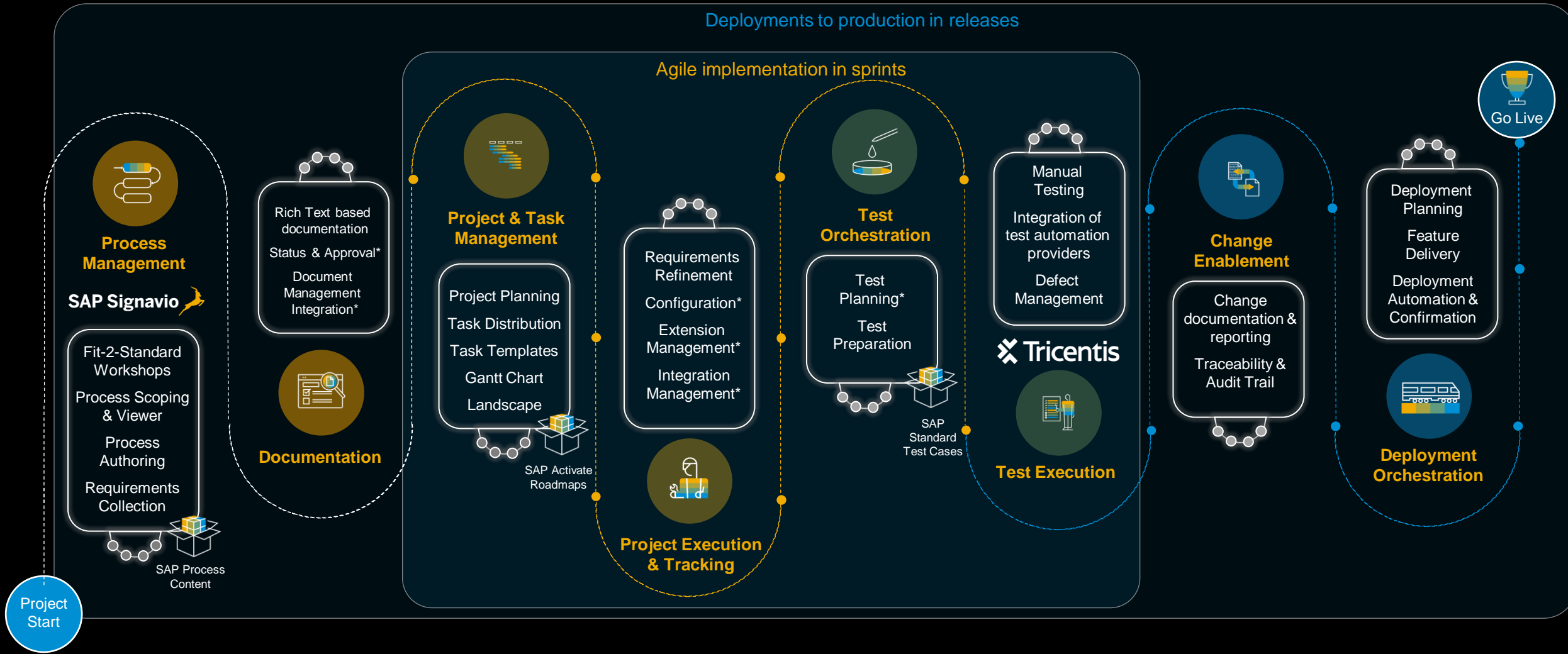
SAP Cloud ALM provides the harmonized implementation experience for the intelligent enterprise, covering all relevant SAP solutions for all customers



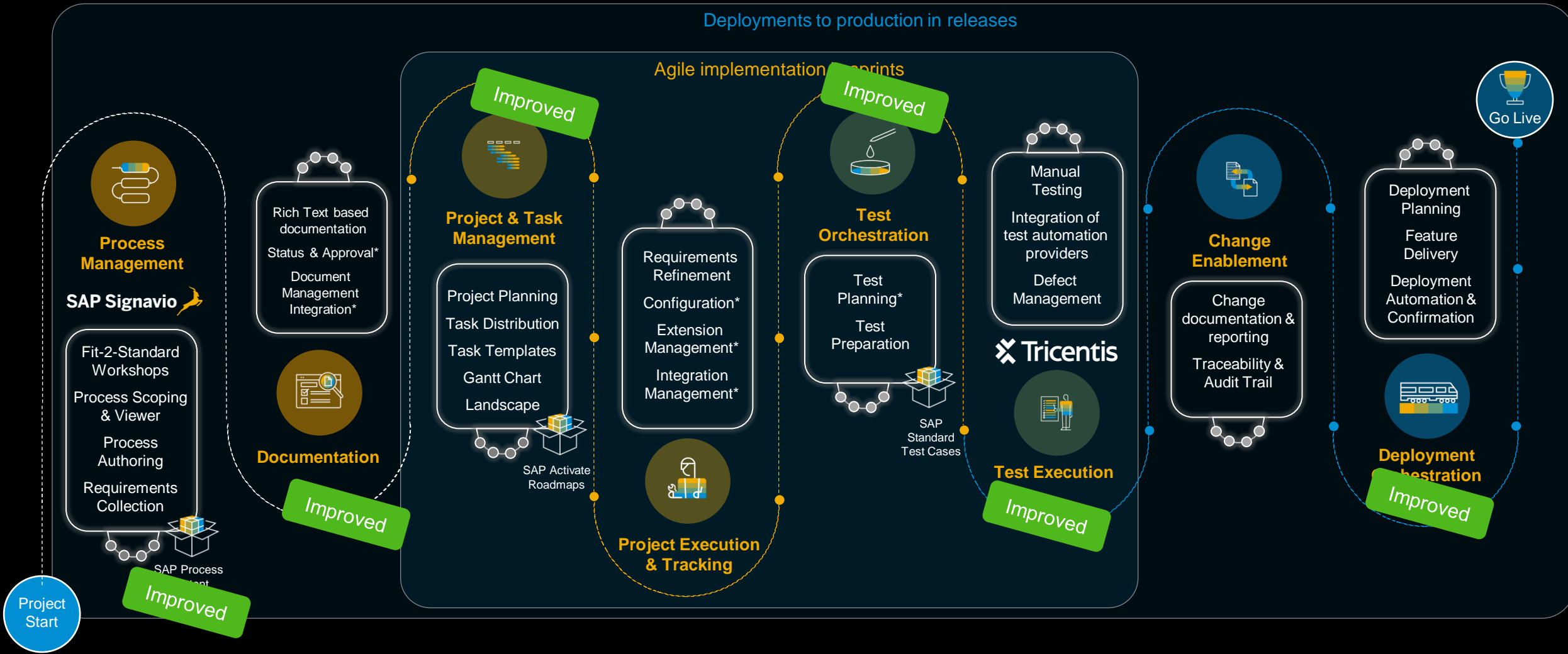
Introduction



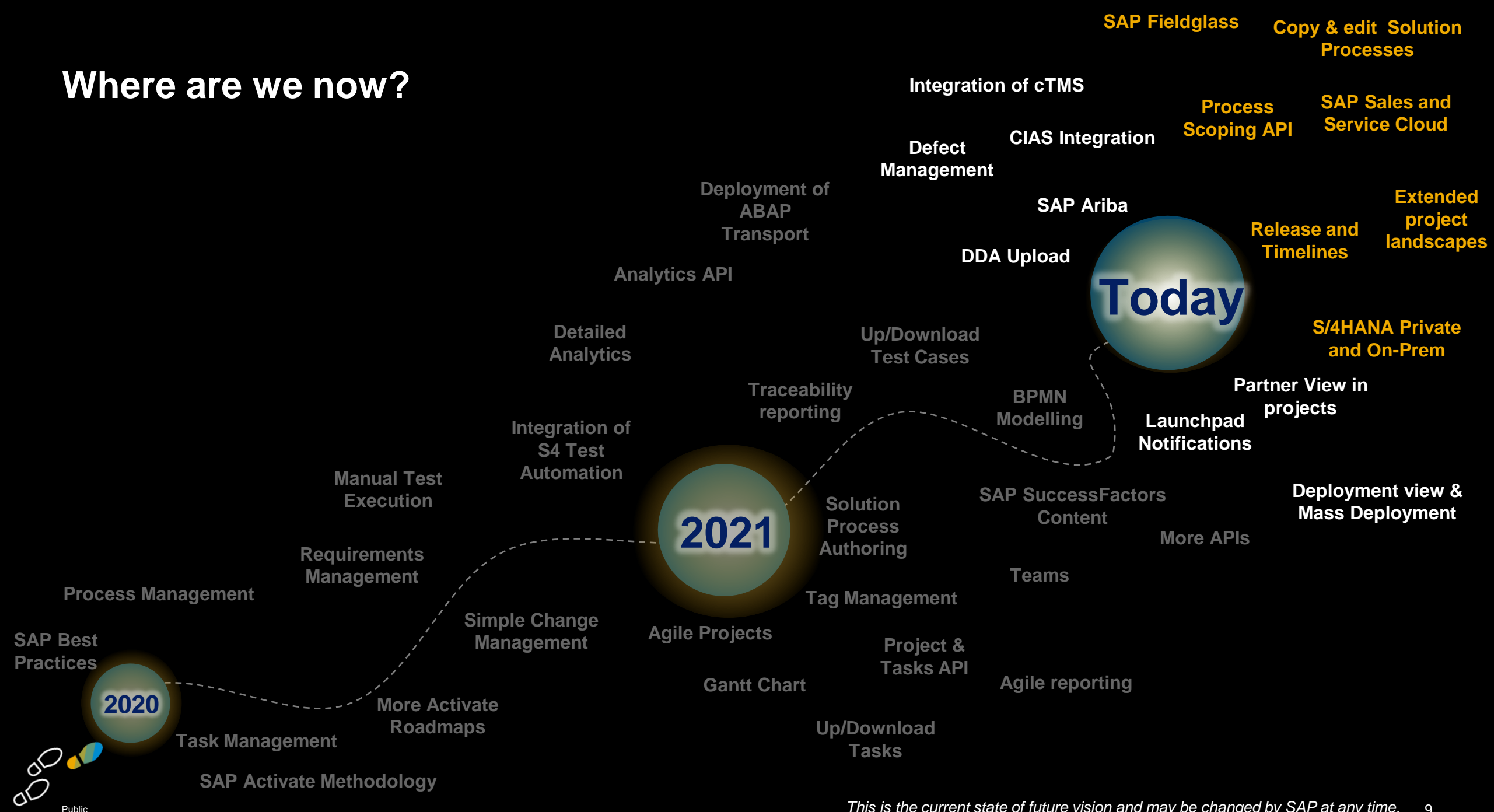
Capabilities in detail



Capabilities in detail



Where are we now?



This is the current state of future vision and may be changed by SAP at any time.

Feature Highlights

Project and Task Management

- Project Access Restrictions
- Assign landscape to a project
- New content available
- Improved Gantt Chart with weekly views

Process Management

- Copy and edit Solution Process Flows
- New content
 - S/4HANA On-Premise and Private Cloud
 - SAP Sales and Service Best Practices available
 - SAP Fieldglass Best Practices available

Test Management

- Tag assignment
- Defect creation in running Test Runs


Change and Deployment Management

- New Status value “In Testing”
- Simple assignment of User Stories to Features
- Assign Requirements to Features

Analytics and Reporting

- Simple rearranging of cards on OVP
- New filter options in Requirement traceability
- Release and Timelines App

What's new in Design?



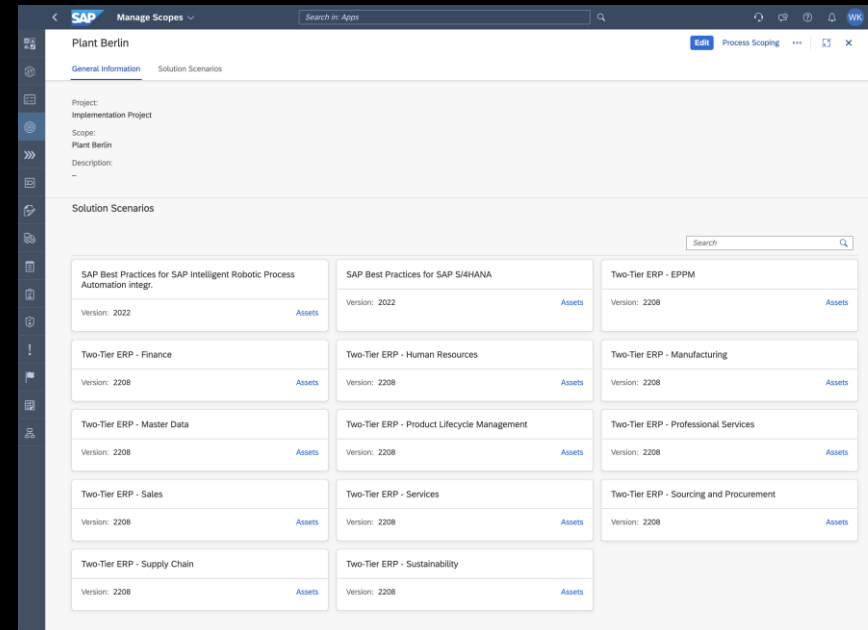
New Best Practice content: S/4HANA On Premise and SAP S/4HANA Private Cloud

New SAP Best Practice and Process Content Scenarios

- SAP Best Practices for
 - SAP S/4HANA Cloud, private edition
 - SAP S/4HANA On Premise
 - 12 Solution Scenarios for Two-Tier ERP

Upcoming SAP Best Practice and Process Content Scenarios

- SAP Integrated Business Planning (IBP), planned for Q1



[Blog](#)

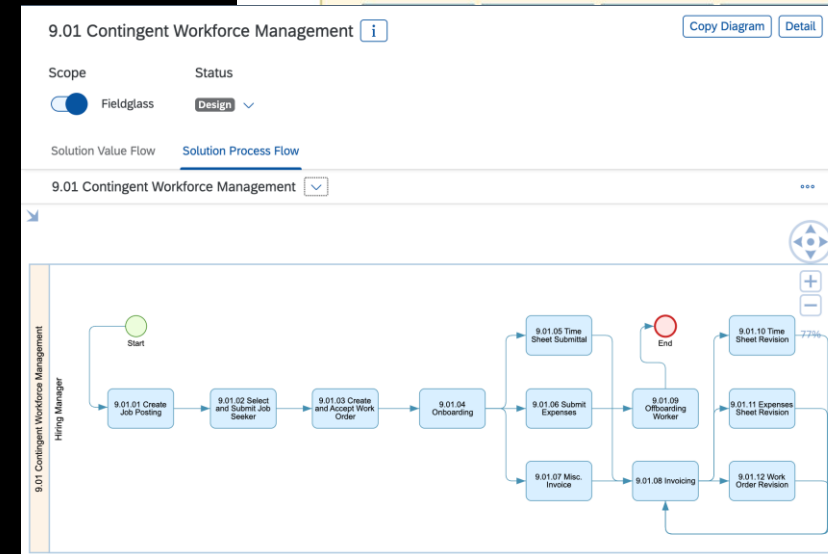
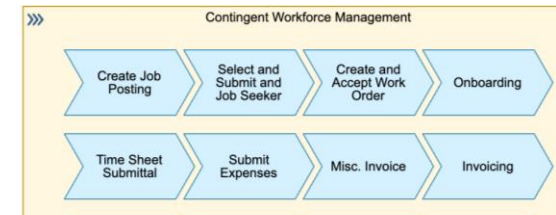
New Standard Implementation content: SAP Fieldglass

- External Workforce Management solutions
 - Assignment Management
 - Contingent Workforce Management
 - Services Procurement
 - Worker Profile Management
- Methodology content
 - 64 tasks with descriptions and accelerators
- Business Process content
 - SAP Fieldglass Vendor Management System (Solution Scenario)
 - Four Solution Processes with
 - Solution Value Flow diagrams
 - Solution Process Flow diagrams

Items Accelerators

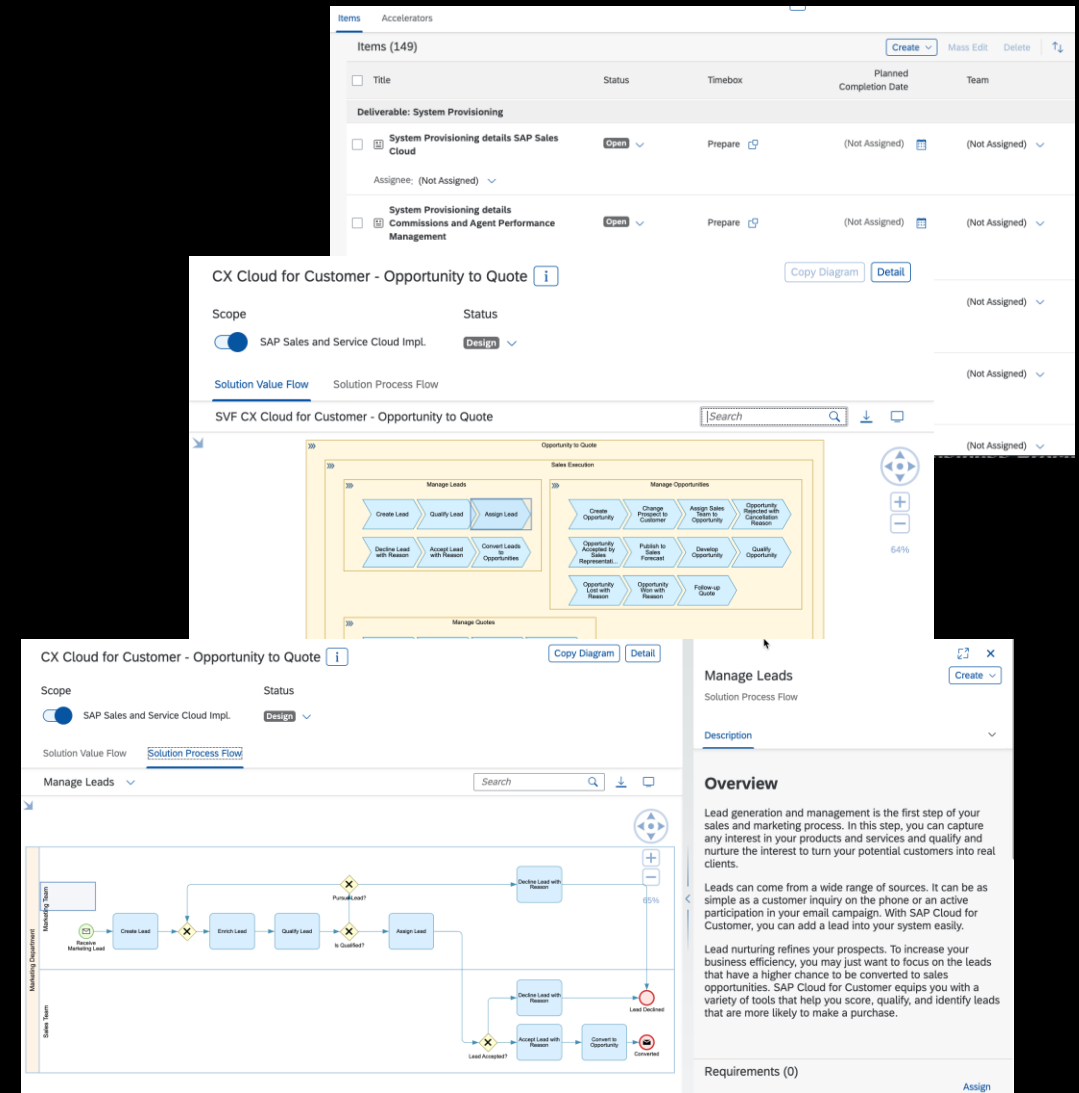
Items (64) [Create](#) [Mass Edit](#) [Delete](#) [Filter](#) [Reset](#)

<input type="checkbox"/>	Title	Status	Timebox	Planned Completion Date	Team
Deliverable: Project Initiation and Governance					
<input type="checkbox"/>	Conduct Prepare Phase Overview	Open	Prepare	(Not Assigned)	(Not Assigned)
Assignee: (Not Assigned)					
<input type="checkbox"/>	Establish formal Change Controls	Open	Prepare	(Not Assigned)	(Not Assigned)
Assignee: (Not Assigned)					
Deliverable: Project Plans, Schedule and Budget					
(Not Assigned)					



New Standard Implementation content: SAP Sales Cloud and Service Cloud

- SAP Sales Cloud
 - **Methodology content**
 - 149 tasks with descriptions and accelerators
 - **Business Process content**
 - Solution Scenario with Solution Processes, Solution Value Flows and Solution Process Flows
- SAP Service Cloud
 - **Methodology content**
 - 128 tasks with descriptions and accelerators
 - **Business Process content**
 - Solution Szenario with Solution Processes, Solution Value Flows and Solution Process Flows

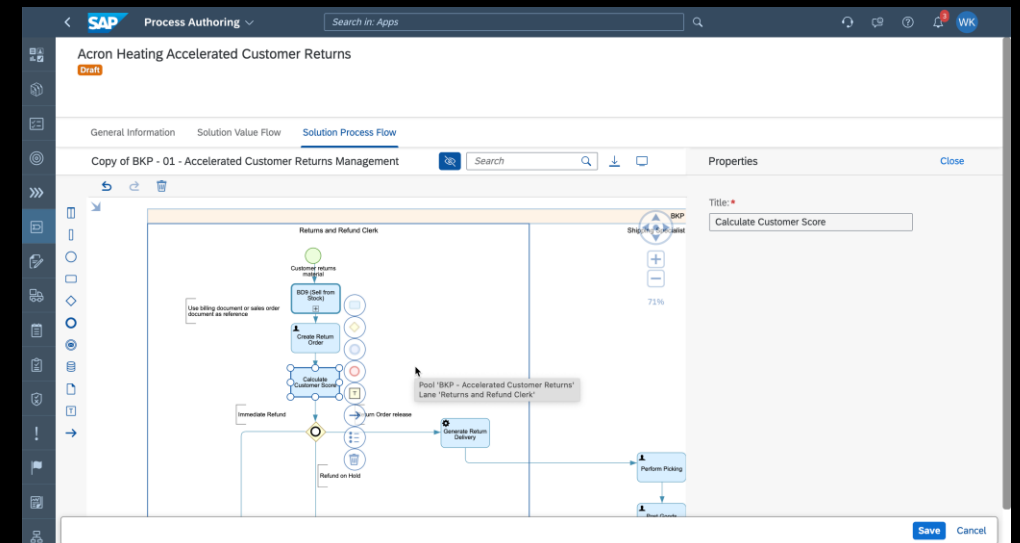
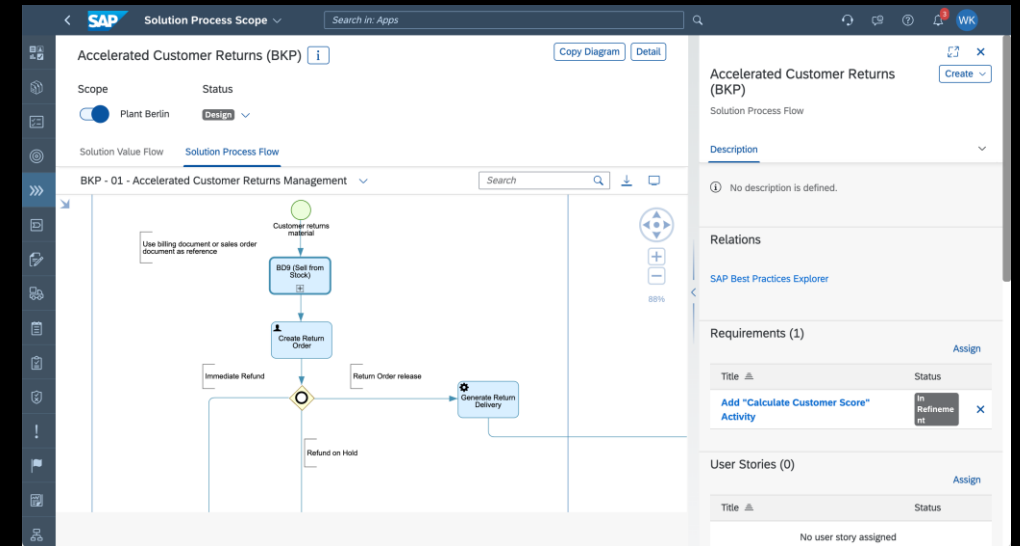


Copy SAP Standard Practices

Refine SAP Standard Processes

- SAP Cloud ALM allows you to customise SAP Best Practice and Reference processes e.g. SAP S/4HANA Cloud, public or private edition, SAP SuccessFactors, SAP Ariba, ...
- You can copy and change BPMN diagrams.
- You can create your own customer processes that represent your businesses best.

[Blog](#)



Process Management - Scoping API

Process Management APIs

- Scoping API to maintain Scopes and to perform process scoping activities.


Further Information

- [API Description](#)
- Samples
 - [General Samples](#)
 - [Demo Script](#)

The screenshot shows the SAP API Business Hub interface for the 'SAP Cloud ALM Process Management' API. The page is titled 'SAP Cloud ALM Process Management' and includes a description: 'Allows to get, create, modify, or delete entities in process management.' The navigation bar includes links for 'Overview', 'API Reference', 'Schema View', 'SAP Cloud SDK', and 'Try Out'. The 'API Reference' tab is selected, displaying a list of API endpoints with their respective HTTP methods and descriptions. The endpoints are categorized under 'Scope' and 'Solution Scenario Version'.

Method	Endpoint	Description
GET	/scopes	List scopes.
POST	/scopes	Create scope.
GET	/scopes/count	Count scopes.
GET	/scopes/{id}	Get a scope by ID.
PATCH	/scopes/{id}	Update scope.
DELETE	/scopes/{id}	Delete scope.

What's new in **Build**?



Define project access restrictions

Project lead can decide from one of the three options

1. Public – Allows read and edit access even to non members
2. Restricted – Allows read access to non members , edit access only to members
3. Private – Both read and edit access only to Project members



[Blog Post](#)

Work with Requirements, Features and User Stories

- Assign Features to Requirements
- Easily assign user stories assigned to Requirements to Features
- Pre-assign existing Features to user stories

in: Apps

US_0037_Accounting and Financial Close
Requirement

Edit Create ☆ ↺ ↻ ⋮

Description **User Stories (3)** Project Tasks (2) Features (2) Test Cases (2) References (0) Additional Information

User Stories (3)

Title	Status	Relation
API Design Document	Open	Child
Create concept	Done	Child
S4TWL - Variant Configuration	Open	Child

Project Tasks (2)

Title	Status	Relation
Add Additional approval step	Open	Child
test	Open	Child

Features (2)

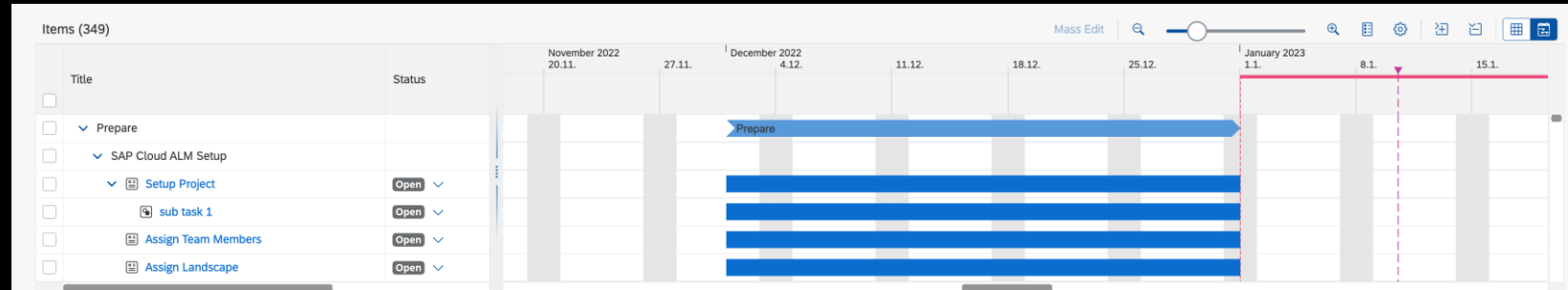
Title	Status
Feature for Requirement for Default Flow	In Implementation
New Feature	Ready for Production

Test Cases (2)

Title	Variant	Execution Status	Preparation Status
Accelerated Customer Returns - BKP AUTOMATED	DEFAULT_VARIANT	In Progress	Prepared
Accelerated Customer Returns - BKP			

Week view in Gantt chart

A more readable Gantt chart with weekend indicators



Assign Landscape to Project 1/3

Create System Groups

- Create 1 to N system groups per Product line
- Give a human readable description
- Assign 1 to N systems(tenants) per System Role
- (Starter/Dev/Q/Prod)

The screenshot displays the 'Acron Group S4HC' configuration page in SAP S/4HANA Cloud. The page is divided into three main sections: General Information, Systems, and Relations.

General Information:

- Title: Acron Group S4HC
- Description: Main Line
- Product: SAP S/4HANA Cloud

Systems:

Starter / Preview	Development	Quality Assurance	Production
	S4_HANACLOUD_ALM my305713	S/4HANA Cloud Tenant my... S4P_PERFMON_TEST	MyS4HANACloud_01 (0M... dd0614533144
		S/4HANA Cloud Demo Gen... BMDDEMOS4HANA	
		S/4HANA Cloud S4HTed2020	

Relations:

Deployment Plans and Projects

- Deployment Plan: Acron Group DP
- Acron Heating Inc(SFSF)(Do not Touch)

Assign Landscape to Project 2/3

Assign System Groups to Deployment Plan

- Deployment plan is a container to hold a Release Timeline as well as Landscape information
- You need to assign system Groups to a Release

Acron Group DP

General Information

System Groups (2)

Title:

Acron Group DP

Description:

—

Projects:

Acron Heating Inc(SFSF)(Do not Touch)

Acron Heating Inc(S4HC)(Do not touch)

Releases

AGR1: Jan 1, 2023 - Mar 31, 2023

AGR2: Apr 1, 2023 - Jun 30, 2023

AGR3: Aug 1, 2023 - Oct 31, 2023

System Groups (2)

Title	Product
Acron Group S4HC	SAP S/4HANA Cloud
Acron Group SFSF	SAP SuccessFactors Employee Central Payroll

Assign Landscape to Project 3/3

Assign Deployment Plan to Project

- One Project can have only one Deployment Plan
- One Deployment plan can have multiple Releases
- One Deployment Plan can have multiple system groups
- Deployment plan assigned to the Project is called a Deployment landscape

_____Acron Heating Inc(S4HC)(Do not touch)

SAP Activate Task Template: SAP S/4HANA Cloud, public edition (2-system landscape) - Implementation Status **On Track**
Current Phase: Explore


General Information Timeboxes Teams Scopes Deployment Landscape

Deployment Plan:
[Acron Group DP](#)


System Groups (2)

Title	Product
Acron Group S4HC	SAP S/4HANA Cloud
Acron Group SFSF	SAP SuccessFactors Employee Central Payroll

What's new in **Test**?

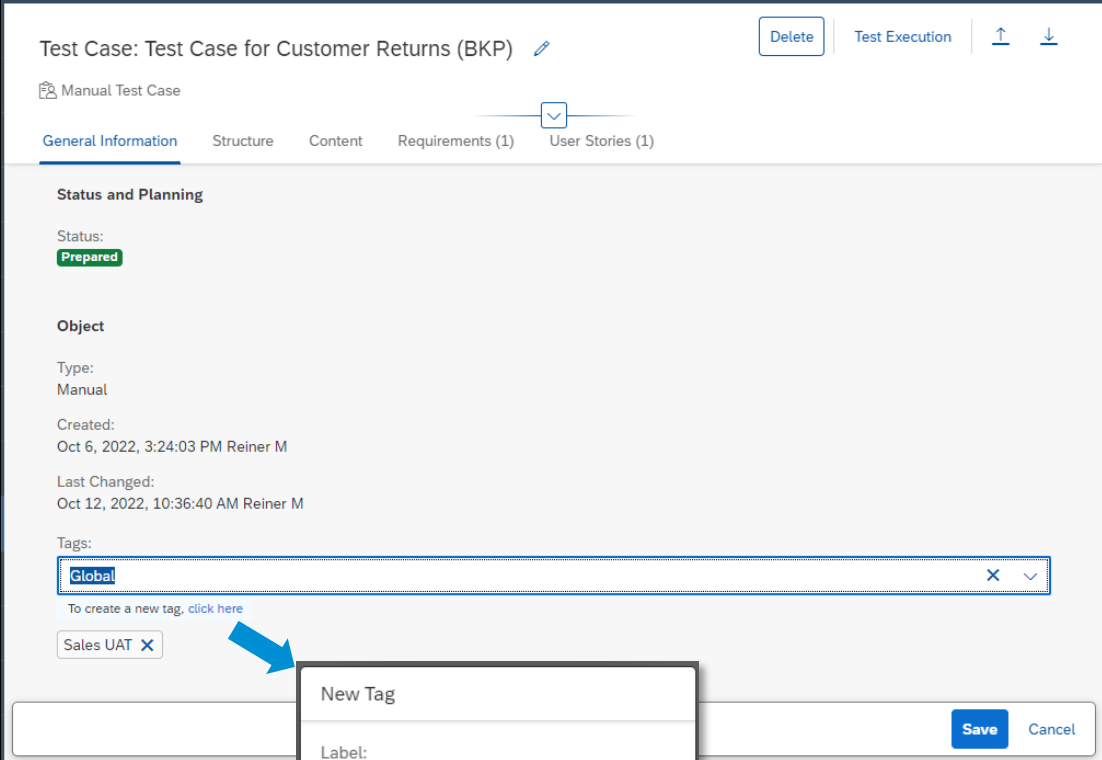


Test Orchestration: Tags for Test Cases

In the test case editor, you can now assign tags to your test cases. Simply select a test case from the list and add or create relevant tags in the General Information tab by choosing  (Edit).

With tags, you can conveniently group test cases based on a common attribute and thereby easily search and filter for related test cases in the Test Preparation and Test Execution apps. You can also use the tag filter on the testing cards in the Overview app and in the Test Execution Analysis dashboard in the Analytics app.

Note: Tags created in the Test Preparation app are automatically deleted when they are no longer assigned to any SAP Cloud ALM entity.



The screenshot displays the 'Test Case: Test Case for Customer Returns (BKP)' in the 'General Information' tab. The 'Status and Planning' section shows the status as 'Prepared'. The 'Object' section lists 'Type: Manual', 'Created: Oct 6, 2022, 3:24:03 PM Reiner M', and 'Last Changed: Oct 12, 2022, 10:36:40 AM Reiner M'. The 'Tags' field contains 'Global'. A blue arrow points from the 'Tags' field to a 'New Tag' modal dialog. The modal has a 'Label' field with 'Global' and buttons for 'Create', 'Cancel', 'Save', and 'Cancel'.


Test Execution: Creating a defect for a specific test case action

In the test execution, you can now directly create defects for each test case action.

Processor of defect can easily navigate from defect to test action, check the comment e.g. with screenshot, which allows faster defect resolution.

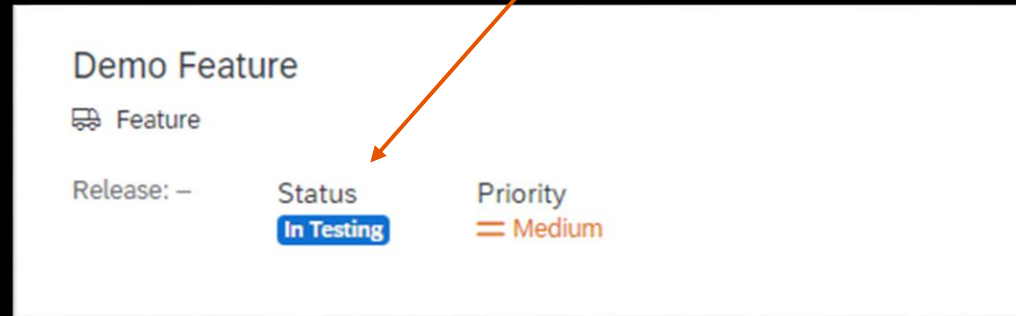
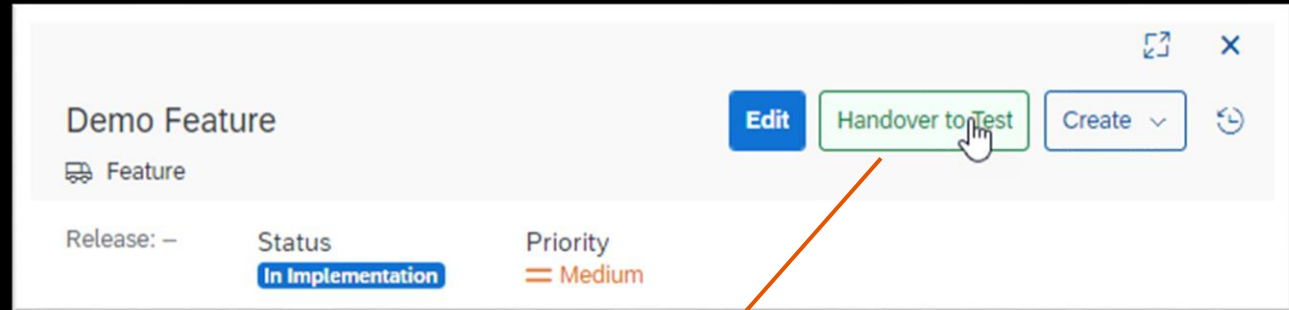
The screenshot displays a test execution interface for a test run titled "Test Run: Test Case for Customer Returns (BKP)". The overall status is "Fail". The interface shows a list of test case actions, including "3. Perform Picking" and "4. Post Goods Receipt". The "3. Perform Picking" action is selected, and its details are shown, including a "Fail - Application Iss..." dropdown menu and a "Create Defect" button. A blue arrow points from the dropdown menu to the "Create Defect" button. The right sidebar shows a "Comments" section with a "Defects (1)" section containing a defect titled "Error in process Customer Returns (BKP) - step picking" with a status of "New".

What's new in **Deploy**?



New status value “In Testing”

- A feature can be handed over from “In Implementation” to “In Testing” via the action button **Handover to Test**
- This status indicates that a feature is ready to be tested



Assign requirements to features

- Assigning an existing requirement to a feature is available

Demo Feature

Feature

Description

Transports (1)

User Stories (0)

Project Tasks (0)

Additional Information

Additional Information

Context

Project:
Change and Deployment Project

Scope:
Material Manageme... ▼

Workstream:
(Not Assigned) ▼

Requirement:

Status and Planning

Status:
Ready for Deployment

Priority:
Medium ▼

Release:
Release 3 📄

Assign Requirement

Search

🔍

Title	ID	Status	Scope
	3-11501	In Refinement	
Central procurement integration S/4 and Ariba	3-10915	In Testing	Sourcing and Procurement
	3-9260	In Testing	
	3-10594	Confirmed	
	3-7700	In Realization	
	3-7404	In Refinement	
	3-7615	Blocked	
	3-7429	In Approval	


Unassign

Cancel

Simple assignment of related user stories to feature

- Guidance on assigning user stories to features
- User stories related to the same requirement are shown in the **Related** tab

Assign User Stories

Search 


Related All

Selected: 2

<input checked="" type="checkbox"/>	Title	ID	Status	Scope
Requirement: Central procurement integration S/4 and Ariba				
<input checked="" type="checkbox"/>	Config for S/4HANA	3-10916	Open	Sourcing and Procurement
<input checked="" type="checkbox"/>	OData on SAP CI	3-10917	Open	Sourcing and Procurement

Assign Cancel

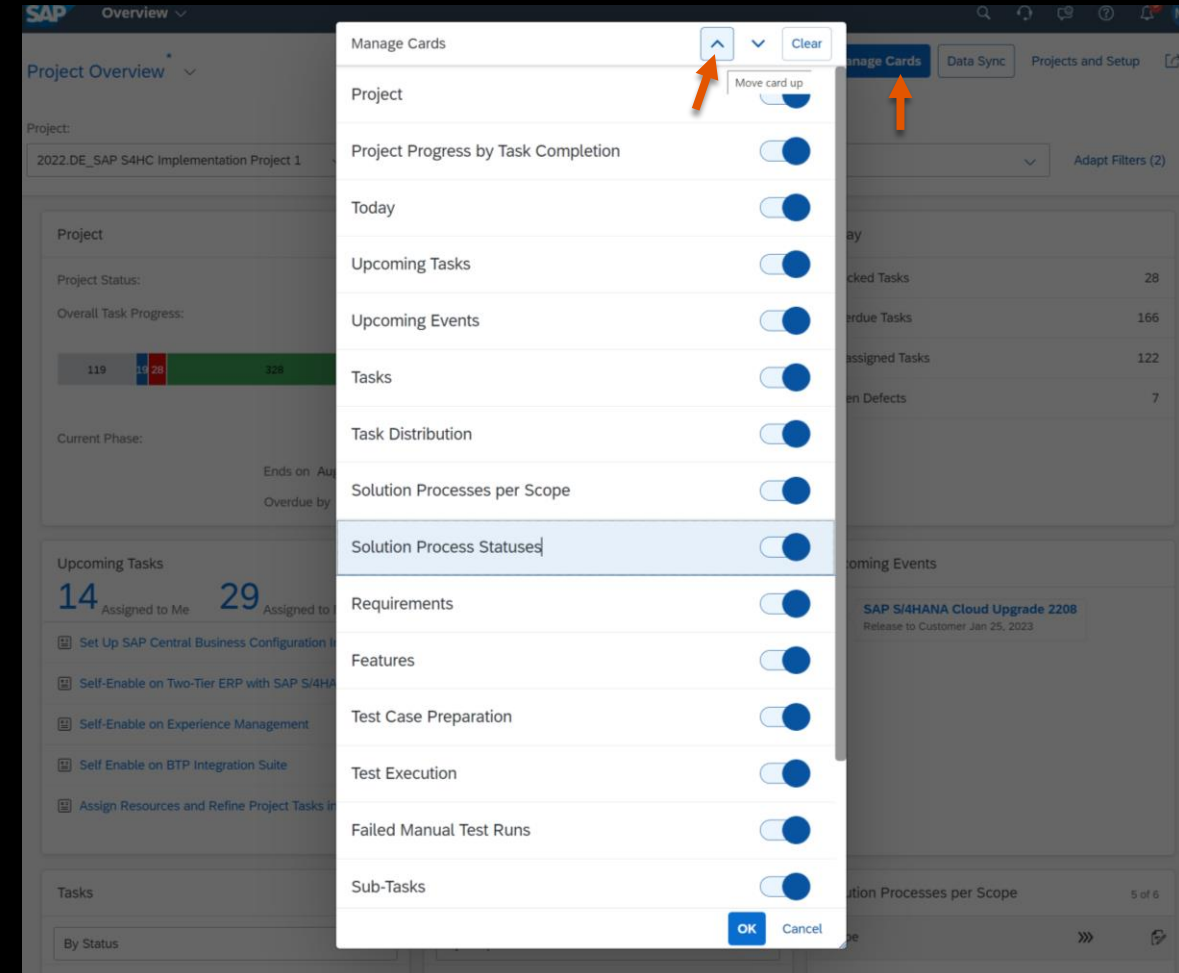
What's new in **Analytics**?



Overview Page Enhancements

Rearrangement of Cards

- It is now possible to set the order of cards based on your needs
- In manage cards simply select a card you want to see in the beginning



Traceability Enhancements

Transports Status in Feature Traceability

- Feature readiness can now be assessed based on the deployment status of the related transports in Development, Quality assurance and Production systems
- Extended filter for deployment status for transports in different systems allows you to find features which have
 - No transport assignments
 - Failed imports
 - Open
 - All done or successfully deployed
- The popover shows detail information of transports and its status in different systems

The screenshot displays the 'Feature Traceability' interface. At the top, there are filters for Project, Scope, Feature Status, Requirement Status, and Deployment Status. Below these filters is a table of features. The table has columns for Title, Feature Status, Requirement Status, Deployment Status, and User Story. The 'Deployment Status' column shows icons representing different deployment states: a red circle with a white 'X' for 'Not Imported', a green circle with a white checkmark for 'Deployed', and a red circle with a white 'F' for 'Failed'.

A popover menu is open for the 'Deployment Status' filter, showing options: 'No transport assigned', 'Failed', 'Open in: Development, Quality Assurance, Production', and 'All done in: Development, Quality Assurance, Production'.

The table lists several features, including 'DR provoke error', '43243New Feature', 'Feature test', 'Feature: Analytical chart', and 'TestFeatureWithUS1026'. Each feature has a corresponding deployment status icon and a user story count.

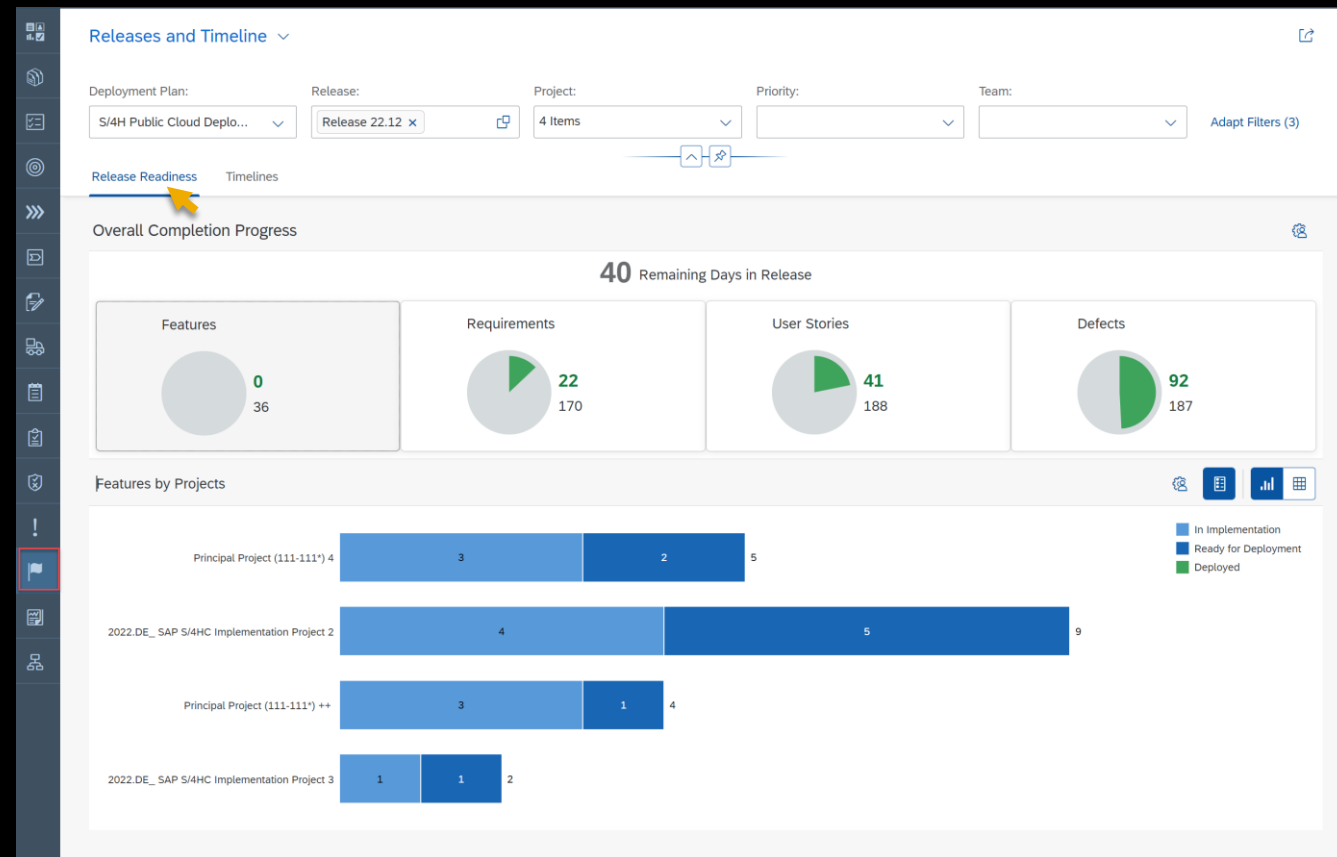
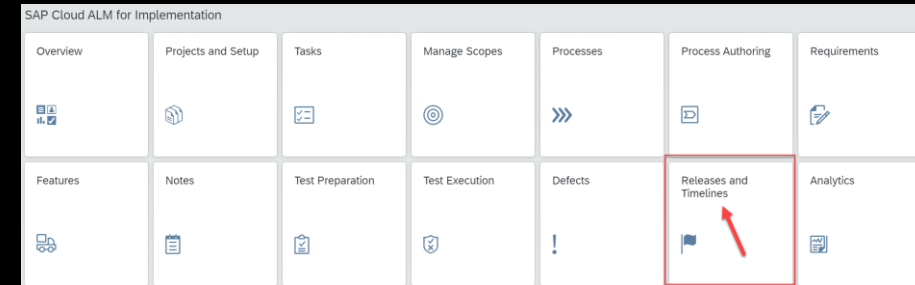
Below the table, a 'Deployment Status' section shows a list of transports with their status and system details. The transports are: 'Daniel Test Transport 2665' (Not Imported, CDM_TEST), 'Daniel Test Transport 2665' (Not Imported, CDM_Test2), 'dr test 2 9257' (Failed, complexCand), 'dr test 2 9257' (Deployed, complexTest2), and 'Transport Event Testing 1 O11K904355' (Deployed, O12.000).

Analytics: Release and Timelines Application


A new application is now available on home page for you to analyse Deployment Plans and associated releases

Release Readiness


- The dashboard provides a full overview of all projects assigned to a deployment plan releases
- Bar chart shows project wise status of features, requirements, user stories and defects projects that are assigned to a release.
- Pie chart for the features show:
 - Overall numbers across projects
 - Number of features that are ready to be deployed



Live Demo



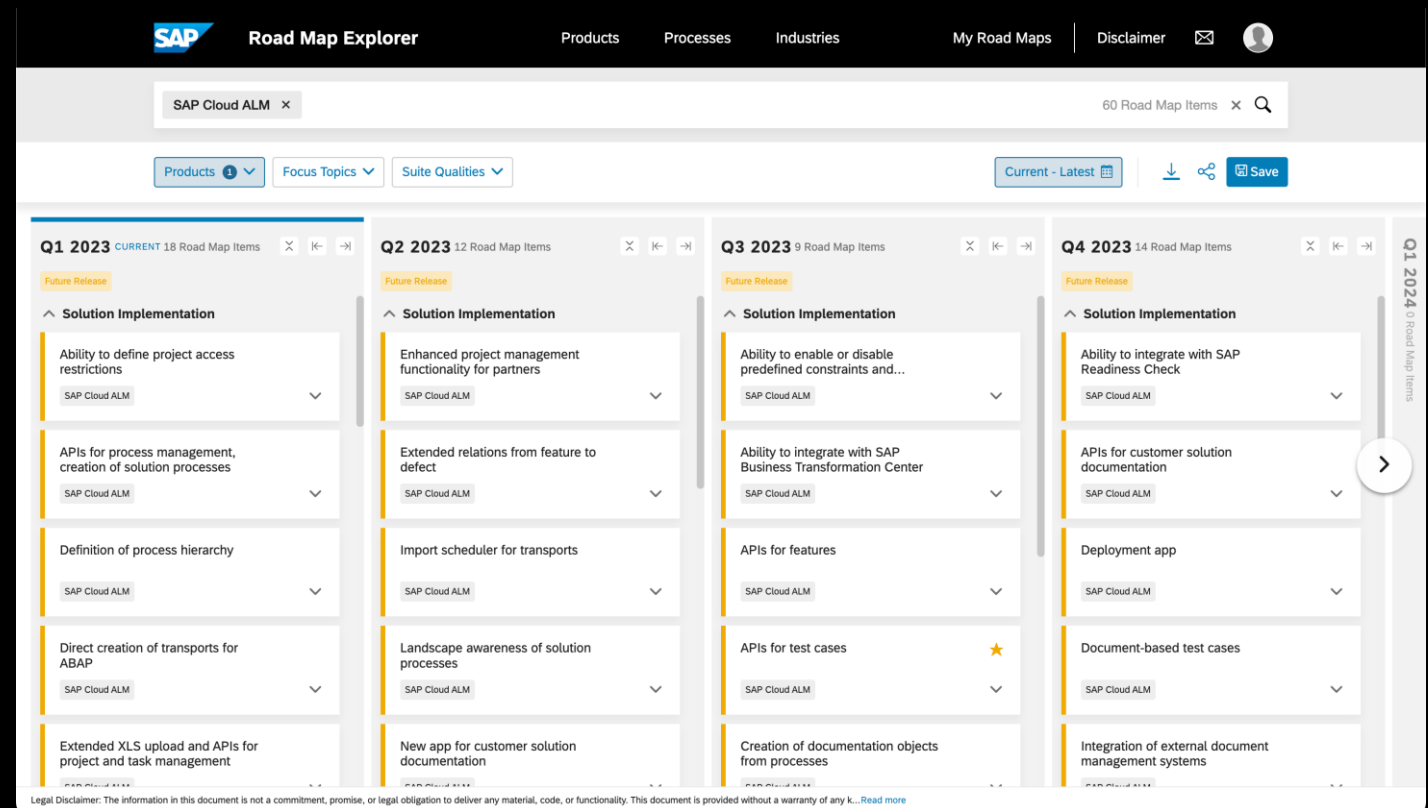
Outlook and Summary



SAP Cloud ALM for Implementation - Roadmap

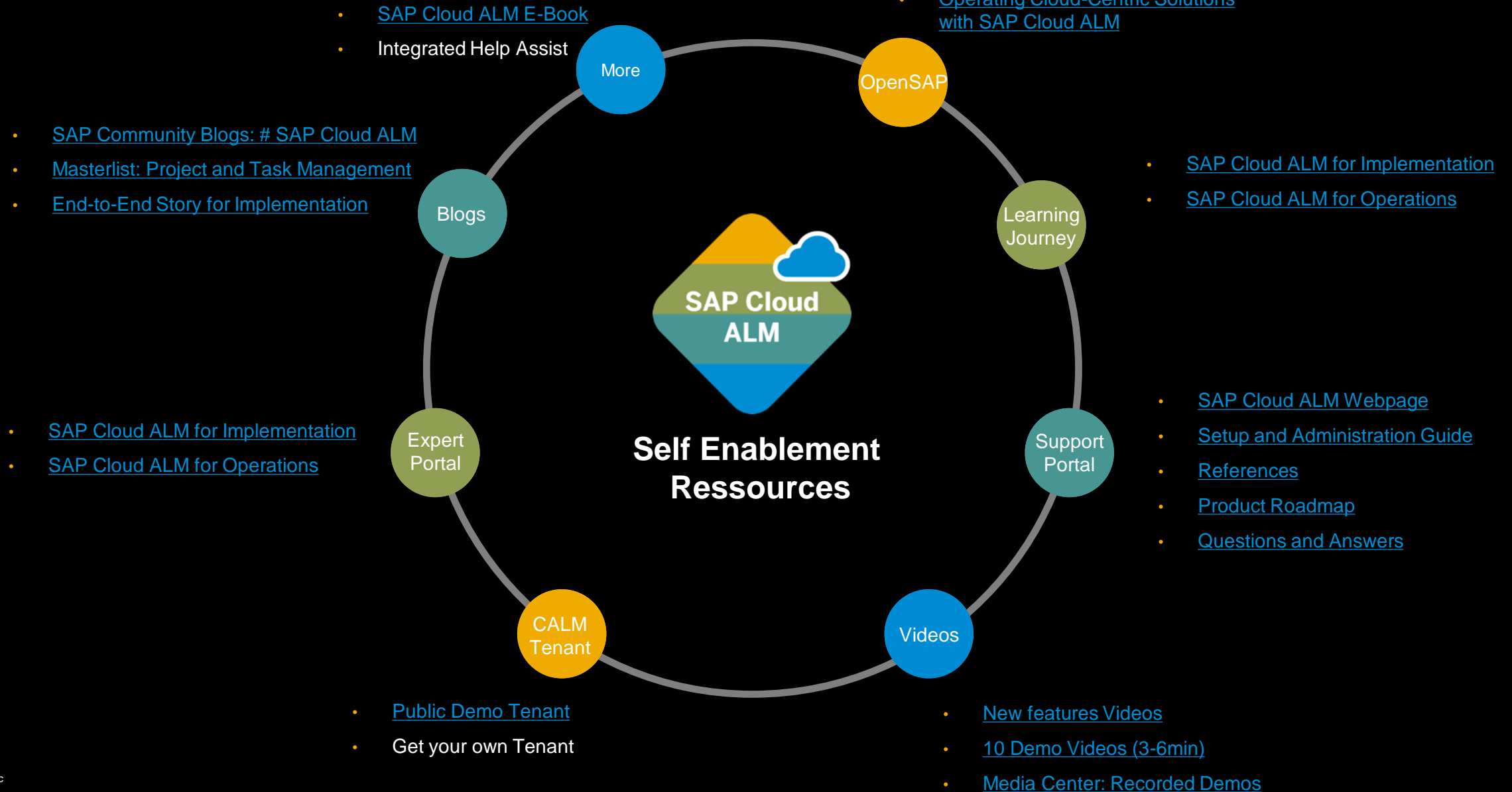
[SAP Roadmap Explorer](https://roadmaps.sap.com/)

Go to <https://roadmaps.sap.com/> and search for **SAP Cloud ALM** to get the always up-to-date roadmap with links to more information and demos



The screenshot displays the SAP Roadmap Explorer interface for SAP Cloud ALM. The top navigation bar includes the SAP logo, "Road Map Explorer", and links for Products, Processes, Industries, My Road Maps, Disclaimer, and a user profile icon. A search bar at the top right shows "SAP Cloud ALM" with 60 Road Map Items. Below the search bar, there are filters for Products (1), Focus Topics, and Suite Qualities. A "Current - Latest" button and a "Save" button are also visible. The main content area is divided into four columns representing quarters: Q1 2023 (18 Road Map Items), Q2 2023 (12 Road Map Items), Q3 2023 (9 Road Map Items), and Q4 2023 (14 Road Map Items). Each column lists various implementation items under the heading "Solution Implementation". For example, in Q1 2023, items include "Ability to define project access restrictions", "APIs for process management, creation of solution processes", "Definition of process hierarchy", "Direct creation of transports for ABAP", and "Extended XLS upload and APIs for project and task management". Each item is associated with "SAP Cloud ALM" and has a dropdown arrow. A "Future Release" label is present above each column. A vertical scrollbar on the right side of the Q4 2023 column indicates more items are available. At the bottom, a legal disclaimer states: "Legal Disclaimer: The information in this document is not a commitment, promise, or legal obligation to deliver any material, code, or functionality. This document is provided without a warranty of any kind. Read more".

SAP Cloud ALM – Learning material



Additional Information SAP Cloud ALM



[Find out more](#)
(Homepage)



[Learn what's new](#)
(SAP Help Portal)



[See what's planned](#)
(Roadmap)



[Experience it](#)
(Demo Center)



[Request it](#)
(Order form)



[Get help](#)
(In-app help)




[Give feedback](#)
(Qualtrics)



[Contact us](#)
(E-mail)

Join our SAP Cloud ALM Community!



Follow the tag **SAP Cloud ALM** on SAP Community

Engage with the best and brightest of the software industry

Learn from **blog posts** and **questions and answers**

Thank you.

Contact information:

Michael Buse
m.buse@sap.com

SAP Cloud ALM Team:
cloudalm@sap.com