



5 Steps to Fiori Bootcamp for Customers

Hands-on Experience Bootcamp

Brought to you by the S/4HANA Regional Implementation Group

PUBLIC

Disclaimer

The information in this presentation is confidential and proprietary to SAP and may not be disclosed without the permission of SAP. Except for your obligation to protect confidential information, this presentation is not subject to your license agreement or any other service or subscription agreement with SAP. SAP has no obligation to pursue any course of business outlined in this presentation or any related document, or to develop or release any functionality mentioned therein.

This presentation, or any related document and SAP's strategy and possible future developments, products and or platforms directions and functionality are all subject to change and may be changed by SAP at any time for any reason without notice. The information in this presentation is not a commitment, promise or legal obligation to deliver any material, code or functionality. This presentation is provided without a warranty of any kind, either express or implied, including but not limited to, the implied warranties of merchantability, fitness for a particular purpose, or non-infringement. This presentation is for informational purposes and may not be incorporated into a contract. SAP assumes no responsibility for errors or omissions in this presentation, except if such damages were caused by SAP's intentional or gross negligence.

All forward-looking statements are subject to various risks and uncertainties that could cause actual results to differ materially from expectations. Readers are cautioned not to place undue reliance on these forward-looking statements, which speak only as of their dates, and they should not be relied upon in making purchasing decisions.

Key Benefits from Implementing & Using SAP Fiori

SAP Fiori is how business users consume the latest SAP S/4HANA innovations, including:

- ❑ The many new processes **only available with SAP S/4HANA** (think Group Reporting, Predictive MRP, Central Procurement, Automated Sales Order Extraction, and many more)
- ❑ Intelligent technologies (think Situation Handling, Machine Learning, Robotic Process Automation)
- ❑ Mobile access to your SAP processes
- ❑ Embedded Analytics

Monetary Value



Gain productivity, data quality

Save training costs

Decrease change request, user errors

Human Value



Increase user satisfaction, customer loyalty, solution adoption

Strengthen relationship (IT and business)

5 Steps to Fiori Bootcamp for Customers

Brought to you by the S/4HANA Regional Implementation Group (RIG)

Boost your knowledge and confidence by executing a **FREE guided end-to-end SAP Fiori implementation in SAP S/4HANA***

If you, as an SAP customer of an SAP S/4HANA On-Premise or Private Cloud Edition (PCE) installation, are planning to implement SAP Fiori, this is a great opportunity to ***get hands-on experience*** and a confident understanding of what it takes to roll-out SAP Fiori to your business users.

During this ***bootcamp*** you participate as a ***team (with technical basis, security, ABAP development, and application expertise)*** and complete all the hands-on exercises, either ***in your own SAP S/4HANA sandbox system*** or ***in your own S/4HANA cloud appliance trial system*****.

S/4HANA RIG experts explain step-by-step how to implement and troubleshoot SAP Fiori in virtual classroom sessions. They provide activity documents for each step, are available to answer questions and assist you through the entire duration of the bootcamp.

It comes **FREE** from SAP to you. Please see subsequent slides to get details on the available schedules per region.



***Enrollment for SAP S/4HANA 2021 and SAP S/4HANA 2020 customers is open**

What did you like most about the SAP 5 Steps to Fiori training program?*

Survey Question

AMERICAS

"The content of the exercises are excellent. I really appreciated the course material, a content so helpful."

"Overall, it is really a good session to get an overview of what skill is required to keep us updated on Fiori developments"

"This was a great beginning, we now know we have a lot to learn and a place to start... thank you"

"Thanks for the decks and step by step procedures which can be executed by anyone ."

EMEA

"Good intro to Fiori and how to setup, maintain and monitor"

"The bootcamp was an eye opener for us to realize that FIORI is more than a new GUI for SAP"

"That is a wonderful program! it gave a good idea about the possible business use"

"It lifted our knowledge about the new features available in the embedded launchpad."

APJ

"This bootcamp is an excellent program. It provides a good overview of cross team enablement into Fiori. The topics and exercises covered for functional were interesting and insightful."

"It's very good training curriculum that SAP had delivered, very clear step by step instruction that try to make us understand the importance of UX and function of Fiori Launchpad."

"Great to be able to get a guided hands-on approach and get our hands dirty with the FLP in CAL."

"Good program to improve knowledge on Fiori. Hoping for more such sessions"

Survey Question: How likely are you to recommend the SAP 5 Steps to Fiori training program to other customers?*
(On a scale of 1-10)

8.65

How do I register?

- Ideally, participate as a **team** covering all **required roles**
- Please align upfront internally and choose a **dedicated person** who will register once on behalf of the whole team
- Link(s) to register on the next slide(s)



Scheduled trainings per Region

America (AMER)

ID	Dates in 2022	Link to Register	Status
5Steps-AMER01-2022	February 28 th – March 18 th	Registration for training ID: AMER01	Open for registration
5Steps-AMER02-2022	May 31 st – June 17 th	Registration for training ID: AMER02	Planned*
5Steps-AMER03-2022	August 08 th – August 26 th	Registration for training ID: AMER03	Planned*
5Steps-AMER04-2022	October 17 th – November 04 th	Registration for training ID: AMER04	Planned*



Reference Map

Scheduled trainings per Region

Europe, the Middle East and Africa (EMEA)

ID	Dates in 2022	Link to Register	Status
5Steps-EMEA01-2022	February 28 th – March 18 th	Registration for training ID: EMEA01	Open for registration
5Steps-EMEA02-2022	May 02 nd – May 20 th	Registration for training ID: EMEA02	Planned*
5Steps-EMEA03-2022	July 11 th – July 29 th	Registration for training ID: EMEA03	Planned*
5Steps-EMEA04-2022	October 17 th – November 04 th	Registration for training ID: EMEA04	Planned*



Reference Map

Scheduled trainings per Region

Asia Pacific and Japan (APJ)

ID	Dates in 2022	Link to Register	Status
5Steps-APJ01-2022	February 21 st – March 11 th	Registration for training ID: APJ01	Open for registration
5Steps-APJ02-2022	May 02 nd – May 20 th	Registration for training ID: APJ02	Planned*
5Steps-APJ03-2022	July 18 th – August 05 th	Registration for training ID: APJ03	Planned*
5Steps-APJ04-2022	October 24 th – November 11 th	Registration for training ID: APJ04	Planned*



Reference Map

System profile

Use your own Sandbox or deploy Cloud Appliance SAP S/4HANA trial system

Mandatory prerequisite for enrollment



Option 1: Use your own Sandbox System

SAP S/4HANA 2021 or SAP S/4HANA 2020 system
Embedded Fiori frontend server required!



Option 2: Deploy your own SAP S/4HANA Trial System


[SAP S/4HANA 2021 Fully Activated Appliance trial](https://cal.sap.com) from SAP Cloud Appliance Library <https://cal.sap.com>

Stand up your system in less than 2 hours!

Includes:

- [Step by step activation guide](#)
- Embedded Fiori frontend server
- Full SAP Fiori for SAP S/4HANA and SAP S/4HANA software
- Demo users, [Demo guides](#), and Sample business data

You cover Cloud Storage & Activation Costs (\$) – e.g. through your Cloud Provider arrangements with AWS, Microsoft Azure, or Google Cloud Platform



Resources Profiles of your Team



Technical / Basis Expert

Profile: Senior technical expert with basic knowledge on operating and supporting ABAP systems

Main tasks: Configuration of front-end server, activation of SAP Fiori applications, additional SAP Fiori configurations, troubleshooting.

Hours of commitment*: ~ 15-30 hours (Presentation: 8 and Hands-On: ~ 7-22)



Application Expert

Profile: Senior application expert in finance or logistics

Main tasks: Scope business roles and apps. Explore, test, validate, extend and troubleshoot the applications activated during the program. Explore some example intelligent automation use cases in SAP Fiori apps.

Hours of commitment*: ~ 15-30 hours (Presentation: 8 and Hands-on: ~ 7-22)



ABAP Developer

Profile: Experienced in ABAP development + interested in learning SAP Fiori development

Main tasks: Set up your SAP Fiori development environment, adapt/extend SAP Fiori, build your own custom apps for SAP Fiori.

Hours of commitment*: ~ 15-30 hours (Presentation: 8 and Hands-on: ~ 7-22)



Security Authorizations Expert


Profile: Senior security/authorizations consultant with basic knowledge of SAP authorizations

Main tasks: Creation of custom roles, adjust launchpad content and layout for SAP Fiori, understanding SAP Fiori content exposure options and authorization assignment.

Hours of commitment*: ~ 15-30 hours (Presentation: 8 and Hands-On: ~ 7-22)



Team Lead







Main tasks: Follow-up and coordinate team activities, main contact with SAP RIG team


Hours of commitment: 10 hours

Step by step approach:

Roll-out sessions + Hands-on Experience

	STEP 1 Roll-out session	STEP 2 Roll-out session	STEP 3 Roll-out session	STEP 4 Roll-out session	STEP 5 Roll-out session
	<p>Apply required notes</p> <p>Apply Development transport</p> <p>Activation of Enterprise Search and Embedded Analytics</p>	<p>Activation and configuration of SAP Fiori Launchpad</p> <p>Activation and configuration of SAP Fiori applications</p>	<p>Setup Launchpad features</p> <p>Setup Situation Handling</p> <p>Performance tracing and optimization</p>	<p>Patching SAP Fiori (SAPUI5) versions</p> <p>Using Extensibility tools</p>	<p>SAP Fiori Monitoring</p>
	<p>Scoping business roles</p> <p>Working with the SAP Fiori apps library</p>	<p>Running Fiori App Recommendations Tool</p>	<p>Exploring SAP Fiori Apps</p> <p>Personalizing SAP Fiori apps</p>	<p>Using Extensibility tools</p>	<p>Exploring Intelligent Automation use cases</p>
	<p>Preparing SCP trial account / Deploying SAP Cloud Connector</p> <p>Setting up SAP Business Application Studio</p>	<p>Install ADT in Eclipse</p> <p>ADT Development Basics</p>	<p>SAP Theme Designer</p> <p>Classic UI integration</p>	<p>Develop an SAP Fiori app with ABAP Programming Model for Fiori</p> <p>Using Extensibility tools</p>	<p>Develop an SAP Fiori app with ABAP RESTful Programming Model</p>
	<p>Understanding Business Roles</p> <p>Finding Authorization information for Business Roles</p>	<p>Exploring Business roles</p> <p>Understanding authorizations in the SAP Fiori Launchpad</p>	<p>Using the Launchpad content manager</p> <p>Authorizations in CDS Views</p>	<p>Using the Launchpad app manager</p>	<p>Using Spaces and Pages</p> <p>(Optional) Using Groups</p>

SAP Fiori Troubleshooting



Sample Timeline – 3 week training

Three week training

Roll-out session (1 hour)



	DAY 1	DAY 2	DAY 3	DAY 4	DAY 5
CW01	STEP 1		STEP 2		



+16 hours to complete work package

	DAY 1	DAY 2	DAY 3	DAY 4	DAY 5
CW02	STEP 3		STEP 4		

	DAY 1	DAY 2	DAY 3	DAY 4	DAY 5
CW03	STEP 5		Closing / Feedback (30 minutes)		

	DAY 1	DAY 2	DAY 3	DAY 4	DAY 5
CW04	Restricted Support*				

**During the Restricted Support week the RIG team will continue to provide assistance with exercises and questions with limited availability*

Timeline EMEA01 February / March 2022

Three week training

At the beginning of each Work Package there is a general session of 1.5 hours scheduled at 09:00 CET, after each general session – the teams have at least 16 hours to complete the Work Package and all the exercises. There is also an introduction session scheduled on Monday February 21st 2022

	28/02	01/03	02/03	03/03	04/03
CW09	STEP 1		STEP 2		
	07/03	08/03	09/03	10/03	11/03
CW10	STEP 3		STEP 4		
	14/03	15/03	16/03	17/03	18/03
CW11			STEP 5		Closing / Feedback (30 minutes)

**During the Restricted Support week CW11 the RIG team will continue to provide assistance with exercises and questions with limited availability*

Transform your team!

As an outcome of this training you:

- Identify **critical project activities** and landscape requirements to adopt SAP Fiori for SAP S/4HANA.
- **Gain the knowledge to leverage real business innovations** through the formula:

Good User Experience = Good User Adoption = Real Business Benefits

- **Grow your people into your UX Team** (cross-functional + technical)
- Consider who will be your **UX Architect** and **identify further enablement needs**



Disclaimer & Important Information

This bootcamp will cover:

- Each customer to implement a single SAP Fiori instance in SAP S/4HANA
- Hands-on experience in the technical and functional activities for doing an SAP Fiori system implementation
- Installation and configuration of embedded SAP Fiori
- Overview of the extensibility options in SAP Fiori

Out of Scope:

- Integration to SAP or third-party systems
- Configuration of new functionality

Frequently Asked Questions

- Can we also use our development system for this bootcamp?
- Why would we use a CAL system?
- How much does it cost using a CAL system?
- What if we cannot join the general sessions due to conflicting meetings or urgent work?
- What S/4HANA release should my system be on?
- How long does it take to complete the exercises?
- Can we have one person executing different roles?
- Do we really have to install the SAP Cloud Connector?
- Do we need someone with Networking experience joining the bootcamp?
- How can we test the connectivity?

See [5 Steps to Fiori FAQ's](#) for the answers to these and other frequently asked questions

Thank you!

Follow us



www.sap.com/contactsap

© 2019 SAP SE or an SAP affiliate company. All rights reserved.

No part of this publication may be reproduced or transmitted in any form or for any purpose without the express permission of SAP SE or an SAP affiliate company.

The information contained herein may be changed without prior notice. Some software products marketed by SAP SE and its distributors contain proprietary software components of other software vendors. National product specifications may vary.

These materials are provided by SAP SE or an SAP affiliate company for informational purposes only, without representation or warranty of any kind, and SAP or its affiliated companies shall not be liable for errors or omissions with respect to the materials. The only warranties for SAP or SAP affiliate company products and services are those that are set forth in the express warranty statements accompanying such products and services, if any. Nothing herein should be construed as constituting an additional warranty.

In particular, SAP SE or its affiliated companies have no obligation to pursue any course of business outlined in this document or any related presentation, or to develop or release any functionality mentioned therein. This document, or any related presentation, and SAP SE's or its affiliated companies' strategy and possible future developments, products, and/or platforms, directions, and functionality are all subject to change and may be changed by SAP SE or its affiliated companies at any time for any reason without notice. The information in this document is not a commitment, promise, or legal obligation to deliver any material, code, or functionality. All forward-looking statements are subject to various risks and uncertainties that could cause actual results to differ materially from expectations. Readers are cautioned not to place undue reliance on these forward-looking statements, and they should not be relied upon in making purchasing decisions.

SAP and other SAP products and services mentioned herein as well as their respective logos are trademarks or registered trademarks of SAP SE (or an SAP affiliate company) in Germany and other countries. All other product and service names mentioned are the trademarks of their respective companies.

See www.sap.com/copyright for additional trademark information and notices.