



A Hitchhiker's Guide to **SAP Fiori User Experience and its Technologies**

Oliver Graeff, Director – Product Management, SAP UI Technology
May 4th, 2023

PUBLIC

Disclaimer


The information in this presentation is confidential and proprietary to SAP and may not be disclosed without the permission of SAP. Except for your obligation to protect confidential information, this presentation is not subject to your license agreement or any other service or subscription agreement with SAP. SAP has no obligation to pursue any course of business outlined in this presentation or any related document, or to develop or release any functionality mentioned therein.

This presentation, or any related document and SAP's strategy and possible future developments, products and or platforms directions and functionality are all subject to change and may be changed by SAP at any time for any reason without notice. The information in this presentation is not a commitment, promise or legal obligation to deliver any material, code or functionality. This presentation is provided without a warranty of any kind, either express or implied, including but not limited to, the implied warranties of merchantability, fitness for a particular purpose, or non-infringement. This presentation is for informational purposes and may not be incorporated into a contract. SAP assumes no responsibility for errors or omissions in this presentation, except if such damages were caused by SAP's intentional or gross negligence.

All forward-looking statements are subject to various risks and uncertainties that could cause actual results to differ materially from expectations. Readers are cautioned not to place undue reliance on these forward-looking statements, which speak only as of their dates, and they should not be relied upon in making purchasing decisions.

Flow of this session (2h)

1. A Hitchhiker's Guide to SAP Fiori UX (1)
2. Break / Exercise (10 min)
3. A Hitchhiker's Guide to SAP Fiori UX (2)
4. Q&A



The Hitchhiker's Guide to the Galaxy

A comedy science fiction story created by Douglas Adams. Originally a 1978 radio comedy broadcast on BBC Radio 4, it was later adapted to other formats, including stage shows, novels, comic books, a 1981 TV series, a 1984 text-based computer game, and 2005 feature film.

The broad narrative of Hitchhiker follows the misadventures of the last surviving man, Arthur Dent, following the demolition of the Earth by a Vogon constructor fleet to make way for a hyperspace bypass.



Dent is rescued from Earth's destruction by Ford Prefect—a human-like alien writer for the eccentric, electronic travel guide The Hitchhiker's Guide to the Galaxy—by hitchhiking onto a passing Vogon spacecraft.

Following his rescue, Dent explores the galaxy ...

SAP Fiori **User Experience**





How we live determines how we want to work.

We care about **your needs**

"If you start with a **technology** then it just becomes a **feature list**, but when you start with a **person** then really **amazing things happen.**"

Mike Vanis - Interaction Designer

SAP Fiori – in a nutshell

SAP Fiori is our user experience for the intelligent enterprise, enabling users to get their job done in an easy and delightful way. It is the target user experience for each and every product developed at SAP. SAP Fiori can be implemented on various UI technologies and platforms.

SAP Fiori design system

- Design principles, design languages, guidelines & artefacts

SAP Fiori user experience provided by SAP products

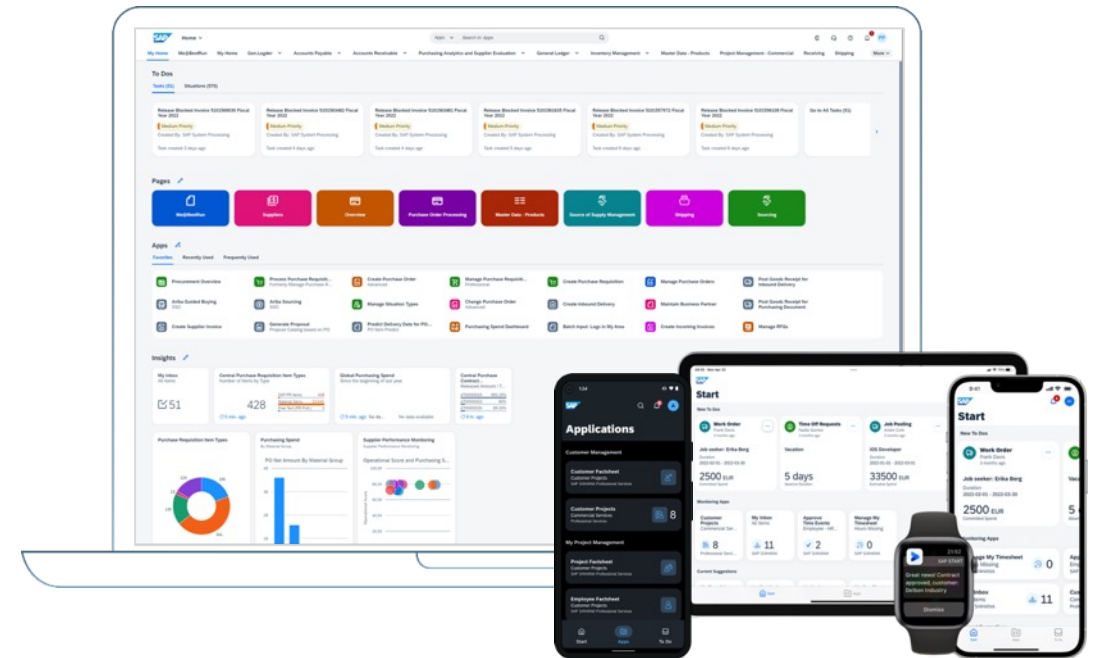
- Responsive apps and native ones
- Helping users get their job done easily and intuitively

SAP Fiori development tools

- Such as SAP Fiori tools, SAP Fiori for mobile SDKs, SAP Business Application Studio / SAP Web IDE

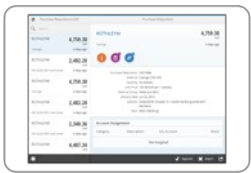
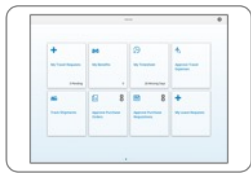
SAP Fiori technology

- Such as the SAP Fiori launchpad, SAP Fiori elements, SAPUI5



SAP Fiori continues to evolve

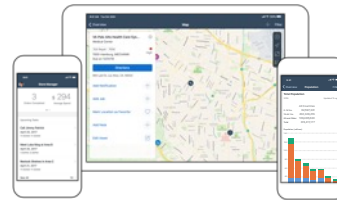
Casual users
Self-service apps



Desktop user
The new face of SAP S/4HANA



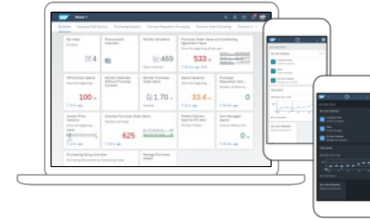
Native mobile
for iOS & Android



Conversational

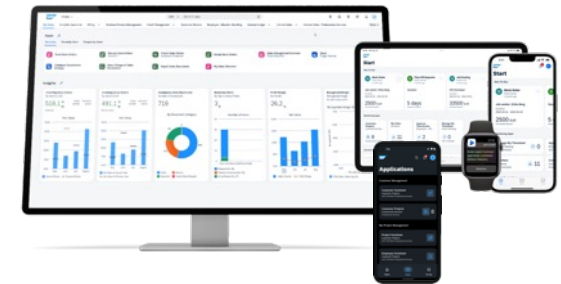


Next steps of the SAP Fiori evolution
SAP Fiori with Quartz



Consistent
Intelligent
Integrated

SAP Fiori with Horizon



Collaborative



SAP Fiori



SAP Fiori 2.0

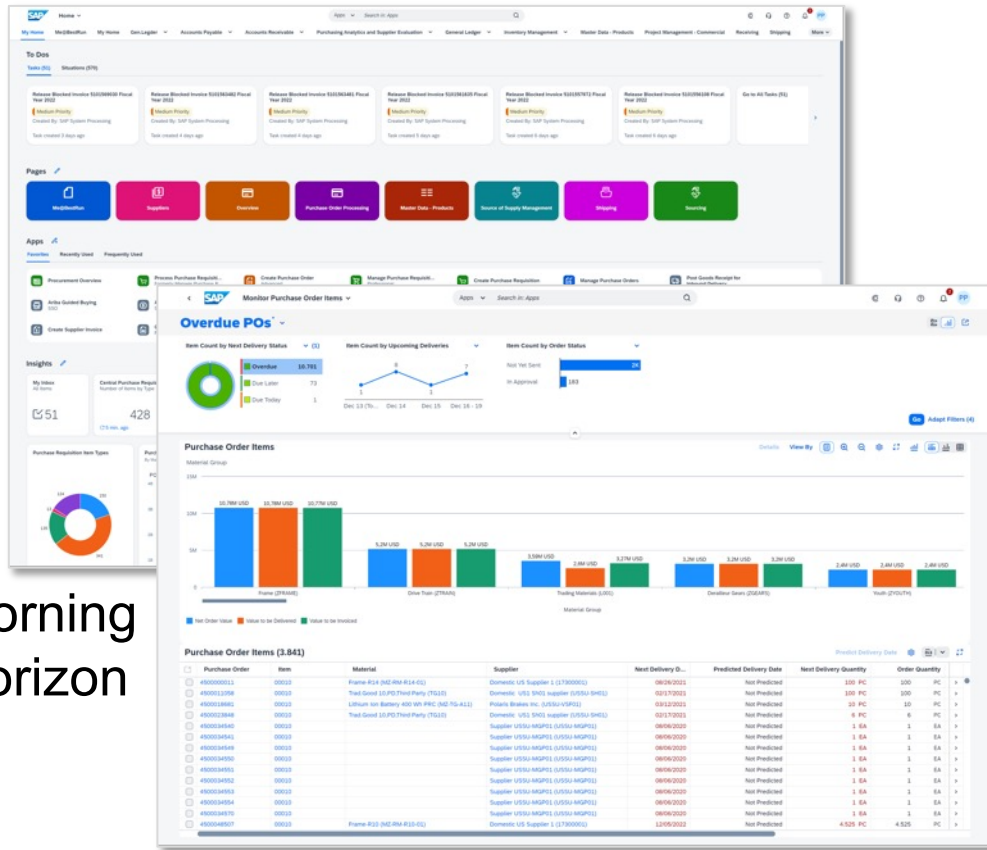


SAP Fiori 3

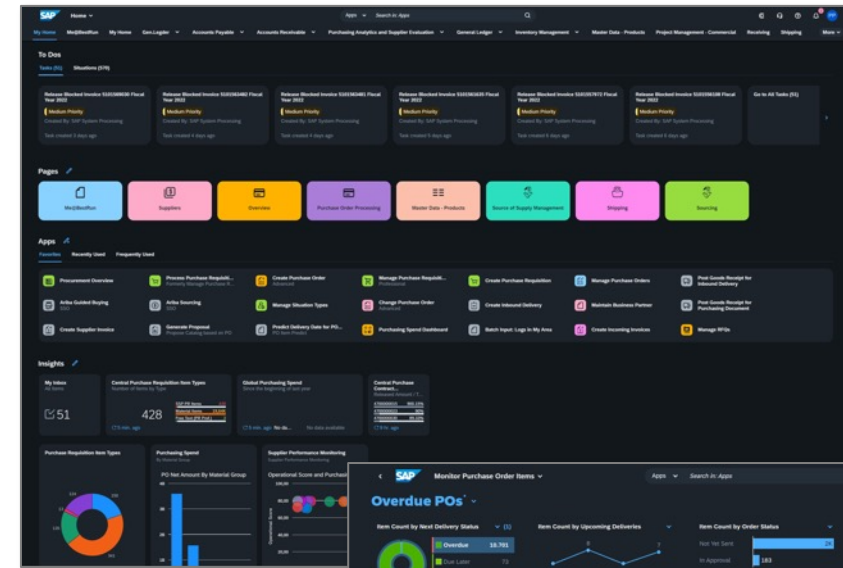


SAP Fiori with Horizon

SAP Fiori visual design: Horizon themes



Morning Horizon



Evening Horizon

For low-light environments

SAPUI5 supports:

- Morning / Evening Horizon
- High Contrast White / Black

SAP SuccessFactors with Horizon

Good Morning!

Quick Actions

- Request Time Off
- View Payroll
- Record Time
- View Feedback
- Manage Goals
- View Courses
- Manage Equities
- Reminders

Approvals

- Absence**: Geoff Hill, Submitted on May 20, 2021. Time Type: Vacation 2021, Quantity: 2 Days, Leave Period: Dec 14th - 16th.
- External Training**: Next Gotelab, Submitted on April 17, 2021. Course Title: Assertive Awareness, Type: External Learning Sy..., Price: 100 USD.
- Complete Verification**: Isabelle Tabakova, Submitted on April 2, 2021. Course Title: Building a Better Tea..., Type: Internal Event, Completion Date: October 20th, 2021.

For You Today

- Review Performance**: 2020 Performance Review. Rating Discussion between manager and employees. James Klein, Program Coordinator.
- Goals**: Optimize marketing funnel for more marketing-qualified leads to meet our H1...
- Card Title (Required)**: Secondary Info (Required), Tertiary Info (Optional).
- Organizational Updates**: New Holiday E-Card Templates Available Now, Redesigning SAP Fiori from the Inside out, SAP Voted Top Place to Work, 3 Years Running!

Goals

Increase customer satisfaction rate to 90% by end of the year (Public)
Jan 01, 2021 - Dec 31, 2021

Status: On Track | Completion: 60% | Rating: 4.5

Assignees (4)

Name and Title	Status	Completion
Robotech Wu (Myself)	Completed	100%
Borislav Slavov (TL, Senior Designer)	On Track	20%
Natalie Murphy (TL, Senior Designer)	On Track	20%
David Shawn (TO, Designer)	Behind	50%

Goal Description

According to the idea of leadership, the roles and responsibility of an effective leader is a person who creates an inspiring vision of the future, motivates and inspires people to engage with that vision, manages delivery of the vision and approaches and builds a team, so that it is more effective at achieving the vision.

More Info

Start Date: Jan 1, 2021
Due Date: Dec 31, 2021
Assigned From: Leon, Ho

Good morning!

Request Time Off | View Payroll | Record Time | View Feedback

Approvals

Absence: Initiated for Geoff Hill, Submitted on April 2, 2022. Period: Mar 14, 2022 - Mar 20, 2022. Annual Leave. Absence Duration: 7 Days.

Decline | Approve

Team Goal Details

To increase product usage by 25% in North America, 35% in Europe. Last Update on Jan 1, 2022.

On Track | 0%

Assignees

- DR 1 Accountant On Track
- DR 2 Accountant On Track

See All

Co-owners: 3

Details

Opportunities

Communicating... Working Safety

Broaden Your Experience

Assignment: Project Tioga, 1 Oct 2022 - 31 Oct 2022

Learn New Skills

Learning: User Research: Learning Statistics with SPSS, Online Course, 12 hours

Opportunity Marketplace

Broaden Your Experience

- Assignment: Product Manager to Lead Innovation, Project, Jan 8, 2022-Aug 12, 2022
- Assignment: Driving for Results, Project, Jan 8, 2022-Aug 12, 2022
- Assignment: Displaying Creativity, Fellowship, Jan 8, 2022-Aug 12, 2022
- Assignment: Time Management, Project, Jan 8, 2022-Aug 12, 2022

Discover Open Jobs

- Open Job: HSPB Expert Specific People Relations Partner/Expert (223124), Production & Maintenance, United States, AL
- Open Job: Business Processes Associate Consultant (223124), Production & Maintenance, United States, AL
- Open Job: Sales Operations Business Enablement Specialist (123124), Production & Maintenance, United States, AL
- Open Job: User Experience Designer (423124), Production & Maintenance, United States, AL

Learn New Skills

- Learning: Reimagine: Concept design for new BI system, Online Course, 12 hours
- Learning: User Research: Learning Statistics with SPSS, Online Course, 12 hours
- Learning: Critical Thinking: Getting Started with Impact, Online Course, 8 hours
- Mentoring Program: Opportunity Title - Showing a case of 2 lines, Secondary Information (Optional), Tertiary Information (Optional)

Connect with People

- Mentor: Neil Young, Senior Product Manager, Washington DC, Develop Your Career
- Mentor: Susan Lee, Senior Product Manager, New York, Develop Your Career
- Mentoring Program: Deep Learning: Getting Started, Secondary Information (Required), Tertiary Information (Optional)
- Mentoring Program: Deep Learning: Getting Started, Secondary Information (Required), Tertiary Information (Optional)

Explore Career Options

- Job Role: Digital Expert, Product and Design Family
- Job Role: Executive Management, Product and Design Family
- Job Role: HR Professional, Product and Design Family
- Job Role: Lawyer, Product and Design Family

SAP Concur: Horizon preview

Hotel booking

Destination: 11445 Compaq Center W Dr, Houston, TX 77070
 Check-in/out Date: May 20, 2022 - May 22, 2022
 Distance: 5 miles

Hotels 44 results

- Courtyard by Marriott Houston Northwest** ***☆☆
 11050 Louetta Rd, Houston, TX 77070 • 0.59 mi
 \$118 avg. per night
- Comfort Suites Willowbrook** ***☆☆
 21222 Tomball Pkwy, Houston, TX 77070 • 0.76 mi
 \$81 avg. per night
- SpringHill Suites Houston Northwest** ***☆☆
 20303 Chasewood Park Dr, Houston, TX 77070 • 0.89 mi
 \$101 avg. per night
- Hyatt Place Houston NW Vintage Park** ***☆☆
 20330 Tomball Pkwy, Houston, TX 77070 • 0.96 mi
 \$102 avg. per night
- Element Vintage Park** ***☆☆
 14555 Vintage Preserve Pkwy, Houston, TX 77070 • 1.04 mi
 \$69 avg. per night
- Staybridge Suites Houston NW Willowbrook** ***☆☆
 18826 State Hwy 249, Houston, TX 77070 • 2.07 mi
 \$120 avg. per night

SAP Labs preview

Courtyard by Marriott Houston Northwest
 11050 Louetta Rd, Houston, TX 77070

Popular Property Services and Amenities:

- Free High-Speed Internet
- Free Parking
- Business Services
- Airport Shuttle

Rooms

AAA Rate Intel - Global Partner, Includes Breakfast, Wifi, Parking, Guest Room, 1 King, Sofa Bed Air conditioning • Complimentary breakfast • Non-smoking • Wireless internet connection • Accessible room Free Cancellation • No Deposit Required	\$304 Total
AAA Rate Intel - Global Partner, Includes Breakfast, Wifi, Parking, Guest Room, 2 Queen Air conditioning • Complimentary breakfast • Non-smoking • Wireless internet connection • Accessible room Free Cancellation • No Deposit Required	\$310 Total
AAA Rate Regular Rate - Flexible Rate, Guest Room, 1 King, Sofa Bed Air conditioning • Non-smoking • Wireless internet connection	\$259 Total

SAP Labs preview

Review and Book Courtyard by Marriott Houston Northwest

11050 Louetta Rd, Houston, TX 77070
 Phone: +1 281 374 6464

Booking Includes:

- Free high-speed internet
- Free cancellation before May 19, 2022
- Free parking

Check-in: Friday, May 20, 2022
 Check-out: Sunday, May 22, 2022

Total \$339.50

Total Due Now: \$0.00

Price Details:

- Friday, May 20, 2022: \$152.00
- Saturday, May 21, 2022: \$152.00
- Taxes & Fees: \$35.50

Payment: Business Card - Visa **** 1335

Room Preferences

Office Desk High-speed Internet

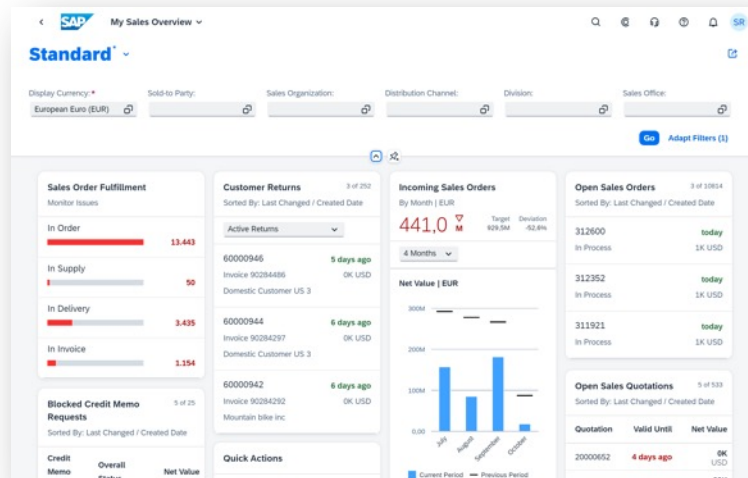
Traveler Information

Full Name: Avery Lennox
 Email: Avery.Lennox@intel.com
 Phone: 604-555-3472
 Frequent Traveler Account: Marriott Bonvoy **** 3112

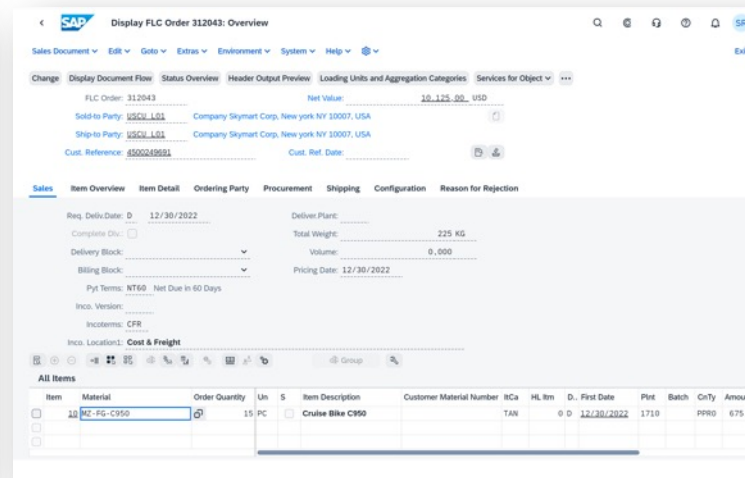
This is the current state of planning and may be changed by SAP at any time without notice.

Horizon support by UI Technologies used by SAP S/4HANA

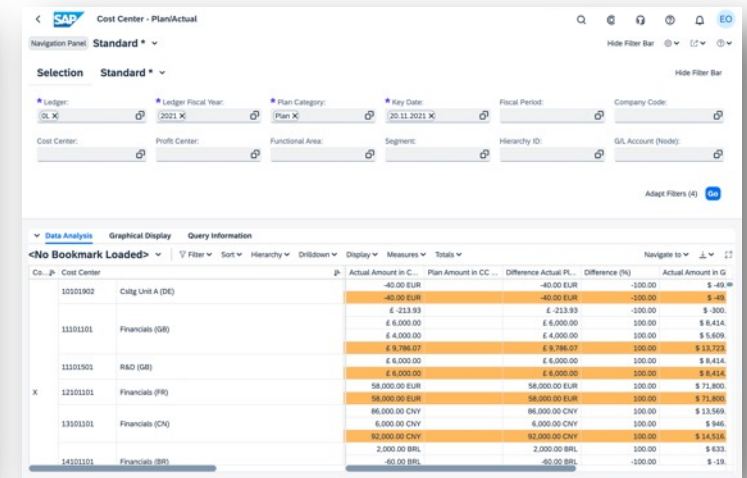
SAP S/4HANA Cloud and SAP S/4HANA



SAPUI5



SAP GUI for HTML



Web Dynpro for ABAP

Availability of Horizon themes of SAP Fiori

Horizon is available in SAP S/4HANA Cloud 2208

- [SAP Fiori Update: Major Horizon Next Steps Available Now – SAP S/4HANA Cloud 2208 and More](#)

Developers can use Horizon on SAP Business Technology Platform

- [Horizon theme of SAP Fiori: productive usage for web applications](#)

Horizon themes in SAP Launchpad service and SAP Work Zone

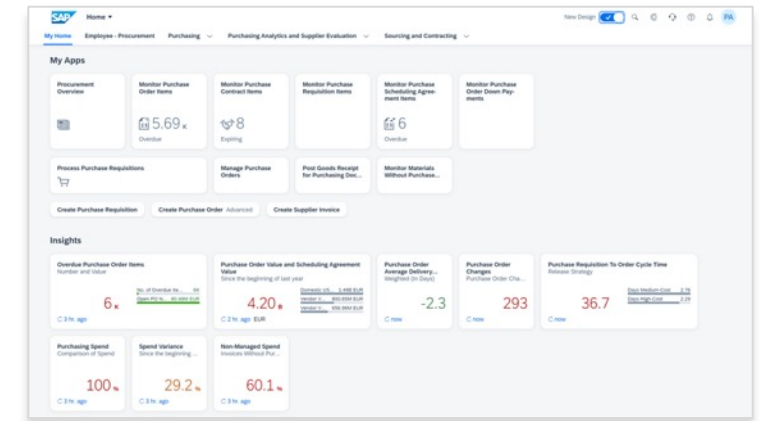
- [Horizon themes now available with the SAP Launchpad service and SAP Work Zone](#)

Horizon themes in UI Theme Designer

- [Video](#)

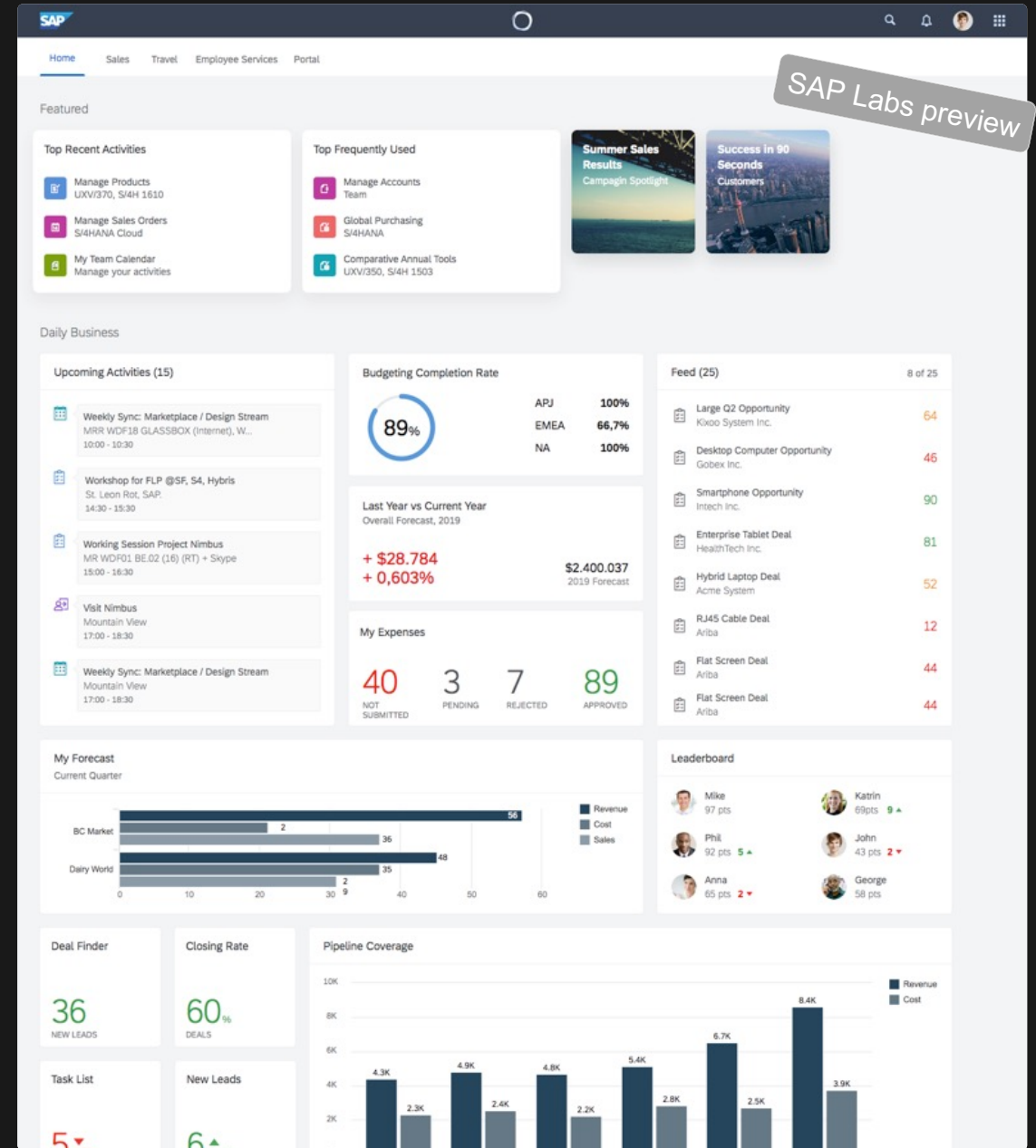
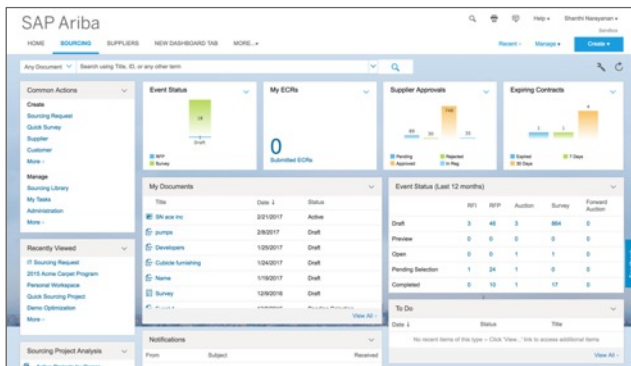
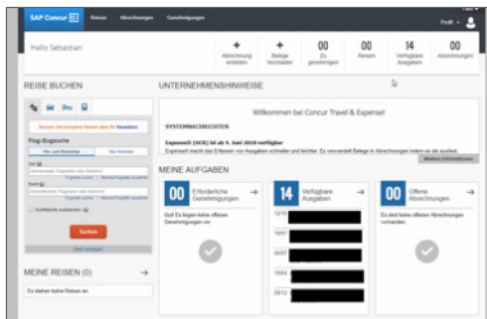
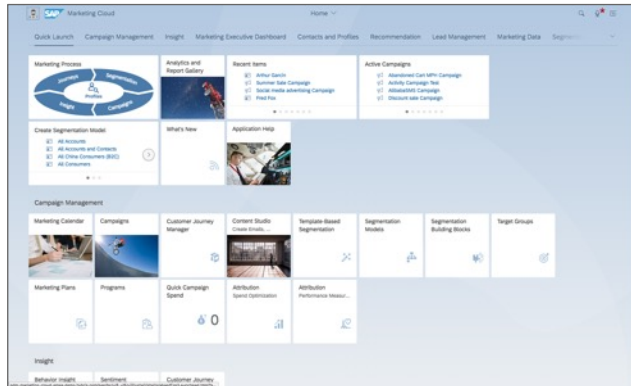
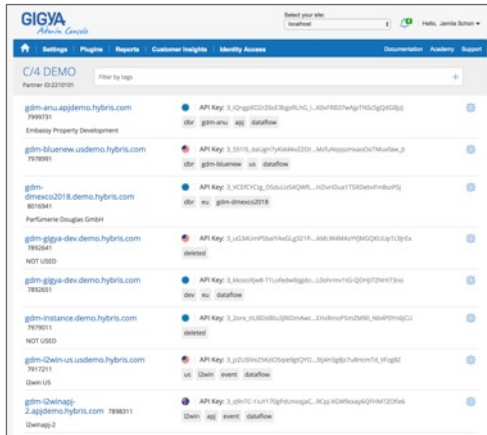
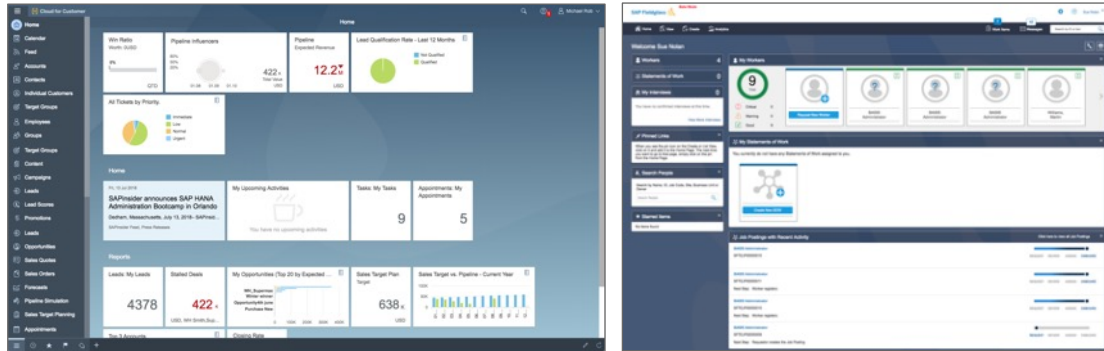
Horizon themes for Android & iOS mobile applications

- [SAP Fiori for Android & iOS: An all-new user experience for enterprise-ready mobile applications](#)



Fiori 3 provides UX Consistency

Current home page designs



SAP Fiori Design System

[SAP Fiori Design Guidelines](#)

[SAP Fiori's Horizon visual theme in SAP S/4HANA Cloud 2208 \(video\)](#)



Learn more

General information on SAP User Experience

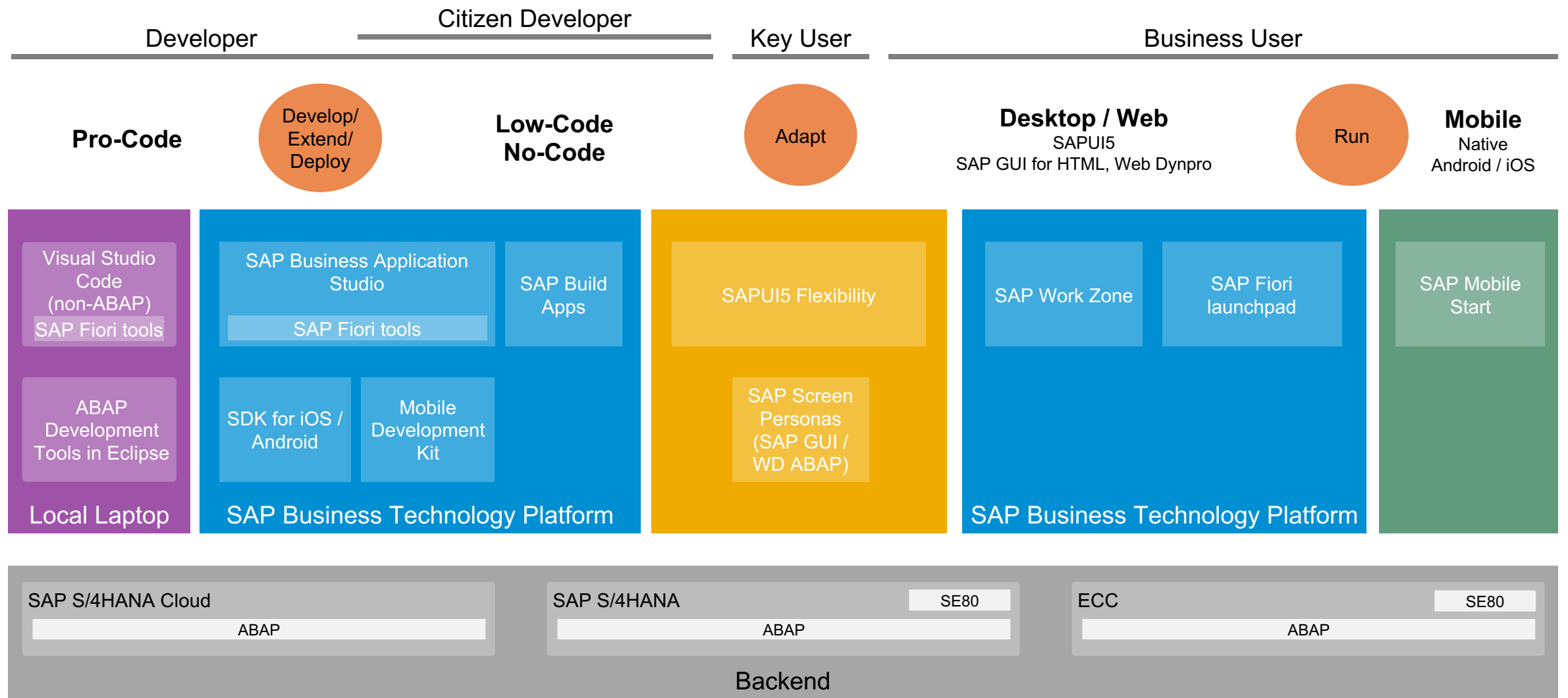
- ▶ [SAP Fiori product page](#) get an overview
- ▶ [SAP Fiori topic page in the SAP community](#) links to detailed information and blogs, e.g. design guidelines, road map, documentation, rapid development with SAP Fiori elements

Additional information for this presentation

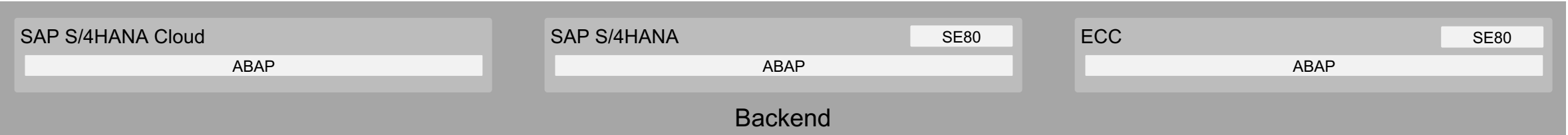
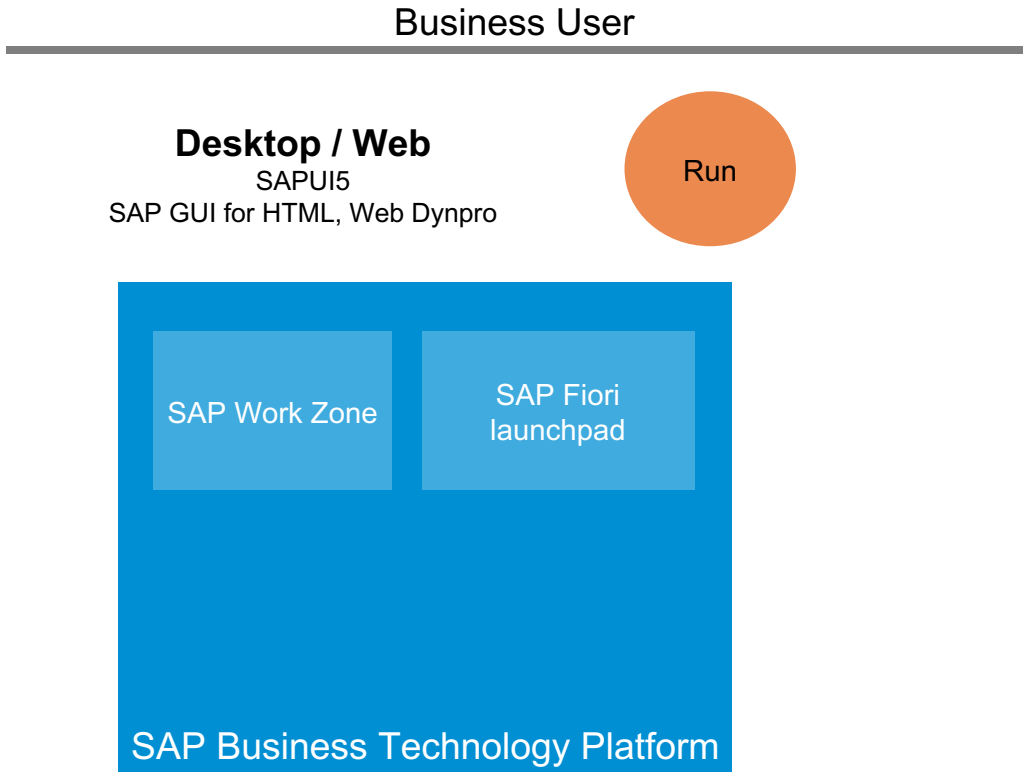
- ▶ [openSAP course “SAP Fiori overview”](#)
- ▶ SAP Fiori road map: [Technology](#); [Applications and Technology](#)
- ▶ Blog posts:
 - ▶ [SAP Fiori: What’s new SAP S/4HANA 2022 \(on-premise & private cloud\)](#)
 - ▶ [SAP Fiori Update: Major Horizon Next Steps Available Now...](#)
 - ▶ [SAP Fiori Evolution: Horizon Now GA in UI Technologies...](#)
 - ▶ [SAP Fiori 3: How to put intelligence into your user experience](#)
 - ▶ [How to use SAP Fiori elements, SAPUI5 freestyle or a mix of both...](#)
- ▶ [SAP Fiori apps reference library](#)



SAP Fiori User Experience Enabled by Technologies & Tools



SAP Fiori User Experience Enabled by Technologies & Tools



Digital Experience for SAP Fiori: SAP Work Zone

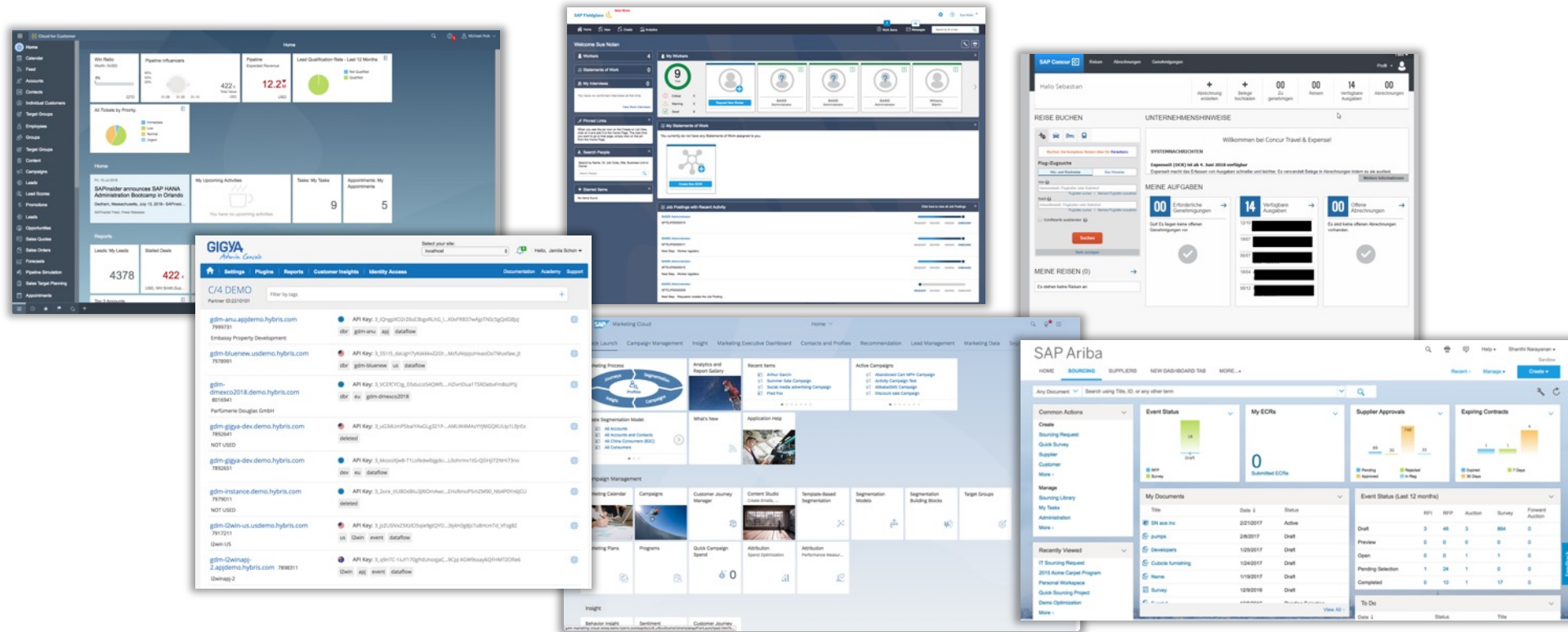




Our vision:

Increase **user productivity** by intelligently providing access to **applications, processes, and information** anywhere on any device

How can business users easily access relevant applications and services to get their job done more efficiently?



Consistency through harmonized user experience | UX integration via a central point of access

Bringing together SAP's product home pages into a **cross-system entry point**

Cross-system entry point

Access apps, tasks, notifications, and unstructured content across multiple SAP systems and cloud solutions

Product home pages

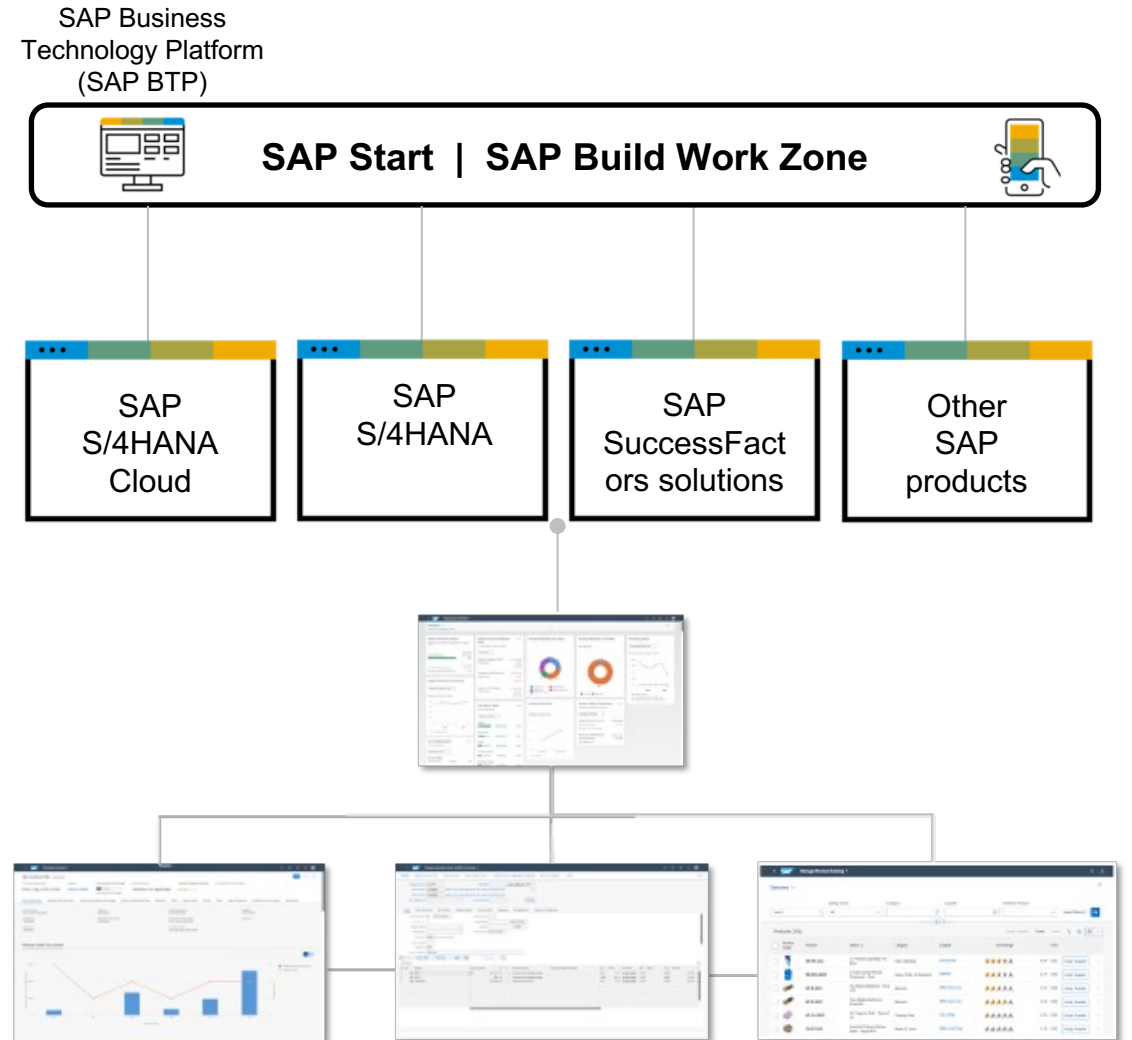
Access relevant content across a single SAP system or cloud solution

Organize apps and analytics in pages

Organize resources per business role

Apps

Details and in-depth exploration



A modular offering for the **central entry point** from SAP

SAP Fiori with the Horizon theme
SAP Mobile Start

SAP Build Work Zone,
advanced edition

SAP **Start**¹



- Pre-configured home page for SAP cloud solutions
- Access apps and tasks from the connected systems
- Tap into preconfigured cross-LOB business content

Upgrade

SAP Build Work Zone,
standard edition



- Provide central access to multiple cloud and on-premise systems
- Integrate custom low-code/no-code apps²
- Access multiple pages through the navigation menu²
- Leverage customizations and extensions (such as branding, translations, shell plug-ins, and domains)

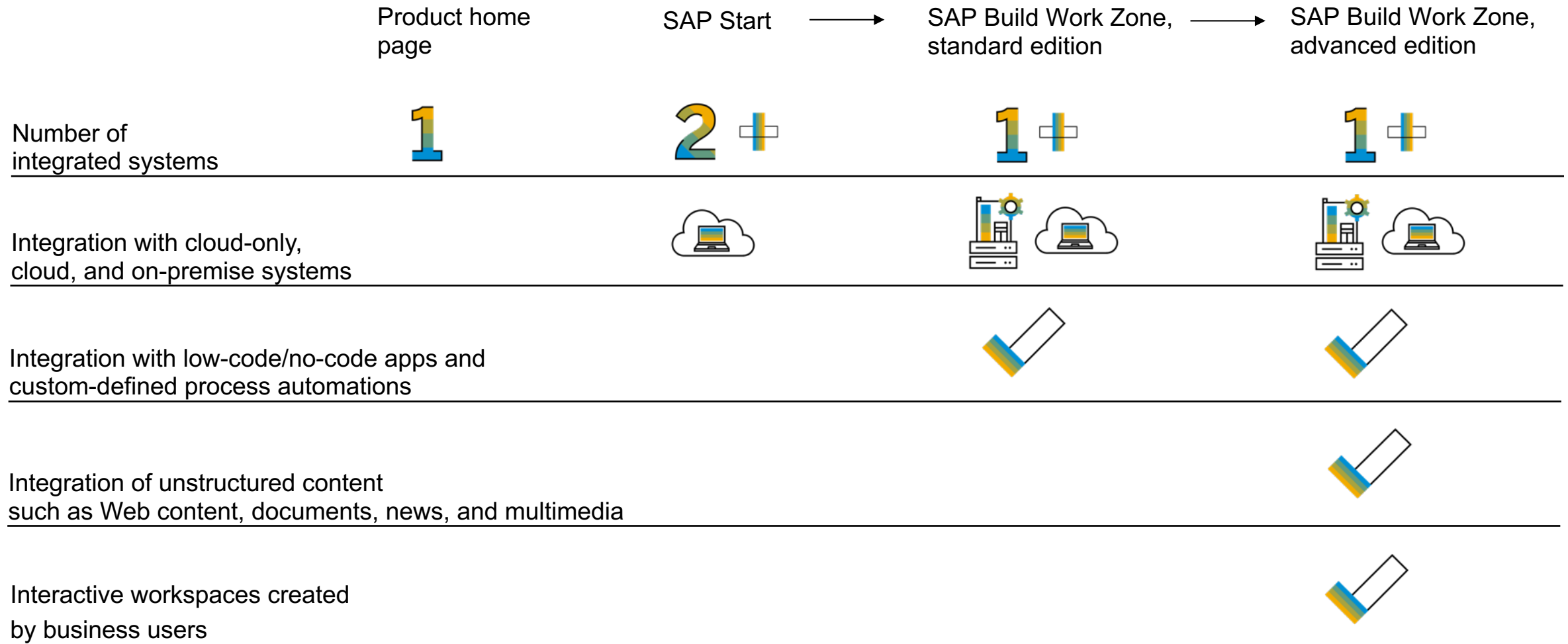
Upgrade



- Extend the standard offering with enhanced capabilities for content management, Web content, team workspaces, and integration with third-party solutions (such as Microsoft Teams)
- Empower business users to create and publish content
- Provide solution-specific, premium content

¹ Beta | ² Road map item

Best practice: Choosing the right solution for your business



Excursus: SAP Fiori deployment options and recommendations

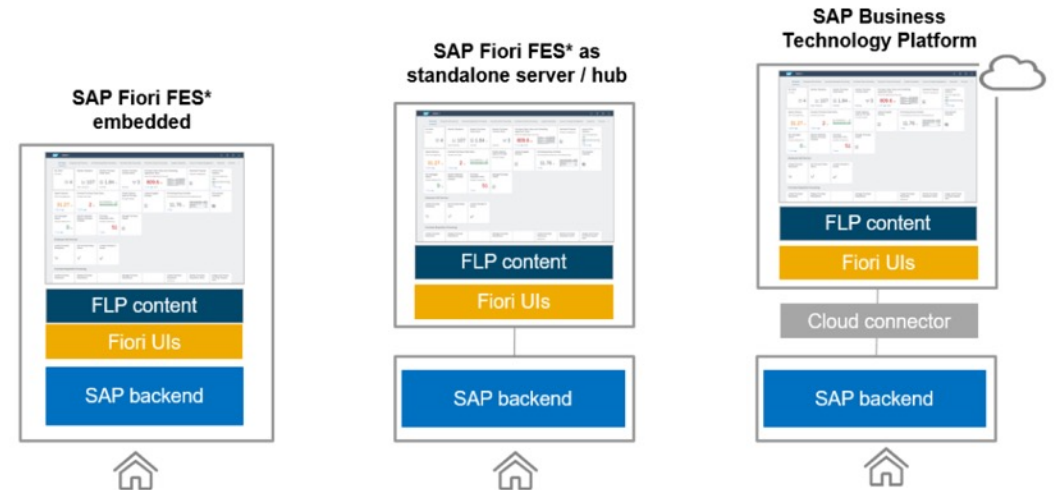
On-premise

- Launchpad as part of SAP Fiori front-end server
- SAP S/4HANA with embedded SAP Fiori experience for standard applications
- SAP Business Suite: SAP Fiori front-end server as hub for multiple back-end systems possible

Cloud

- Launchpad based on SAP BTP
- SAP BTP tools to develop and extend apps
- Central launchpad to integrate applications from cloud and on-premise

Guide updated in August 2022



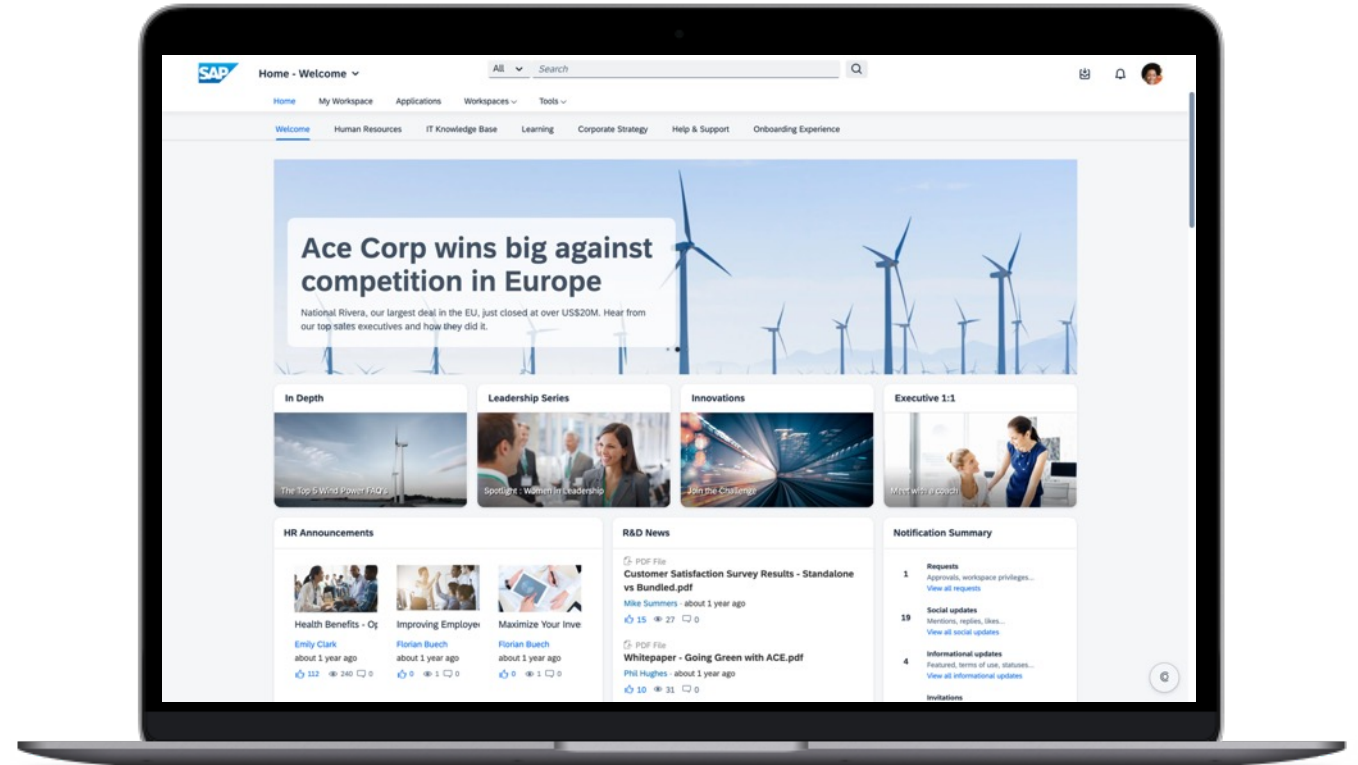
[SAP Fiori Deployment Options and System Landscape Recommendations](#)

SAP Build Work Zone

Demo

See how you can quickly build business sites with drag & drop simplicity.

Click to check the [demo](#)



Entry points to SAP Fiori

[My Home in SAP S/4HANA Cloud \(video\)](#)

[SAP Fiori Deployment Options and System Landscape Recommendations](#)



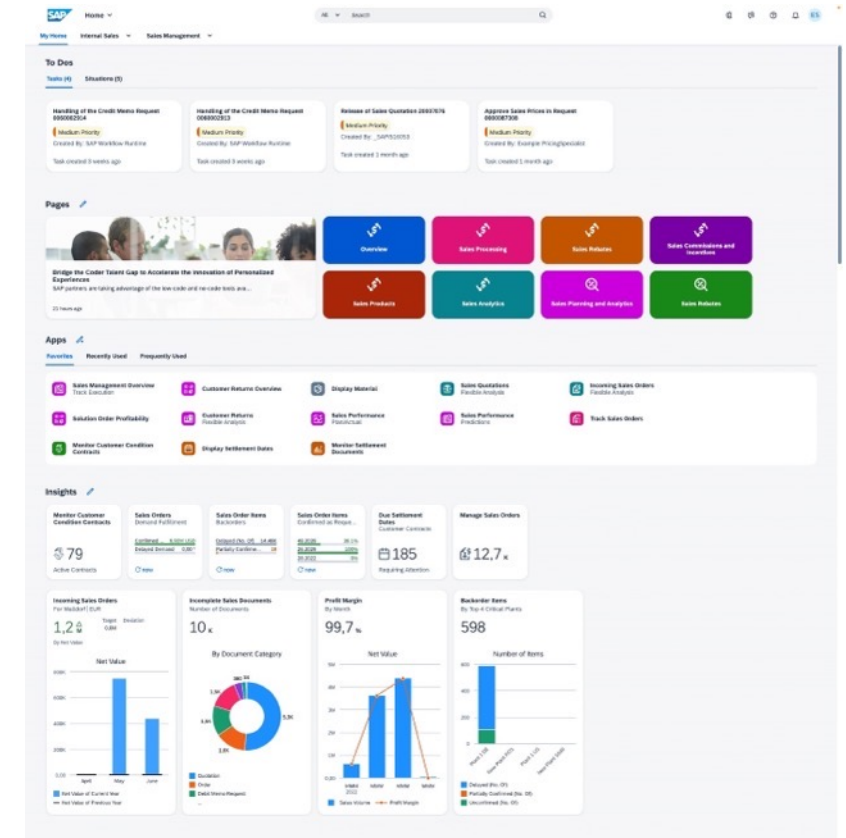
The Strategic UI Technology of SAP Fiori: SAPUI5



Building Modern Web Applications with SAPUI5

SAPUI5 is an HTML5 framework for creating cross-platform, enterprise-grade applications

- **Consistent UX:** SAPUI5 enables the SAP Fiori design evolution across SAP solutions (and beyond).
- **Use anywhere:** SAPUI5 allows a single, responsive app implementation for all browsers, platforms, and devices.
- **Hundreds of enterprise UI elements** to build professional UIs. UI5 Web Components extend UI5 to all web technology stacks.
- **Powerful extension options:** You can adapt SAP standard apps and customize UIs without coding.
- **Flexible tools for any developer:** SAPUI5 comes with tools to efficiently build, test, and deploy apps. Both in pro-code as well as low-code ways.
- **Innovations:** SAPUI5 brings a separation of apps and framework to centrally innovate while staying upgrade-compatible.
- **Open-Source:** SAPUI5 qualities available as OpenUI5.

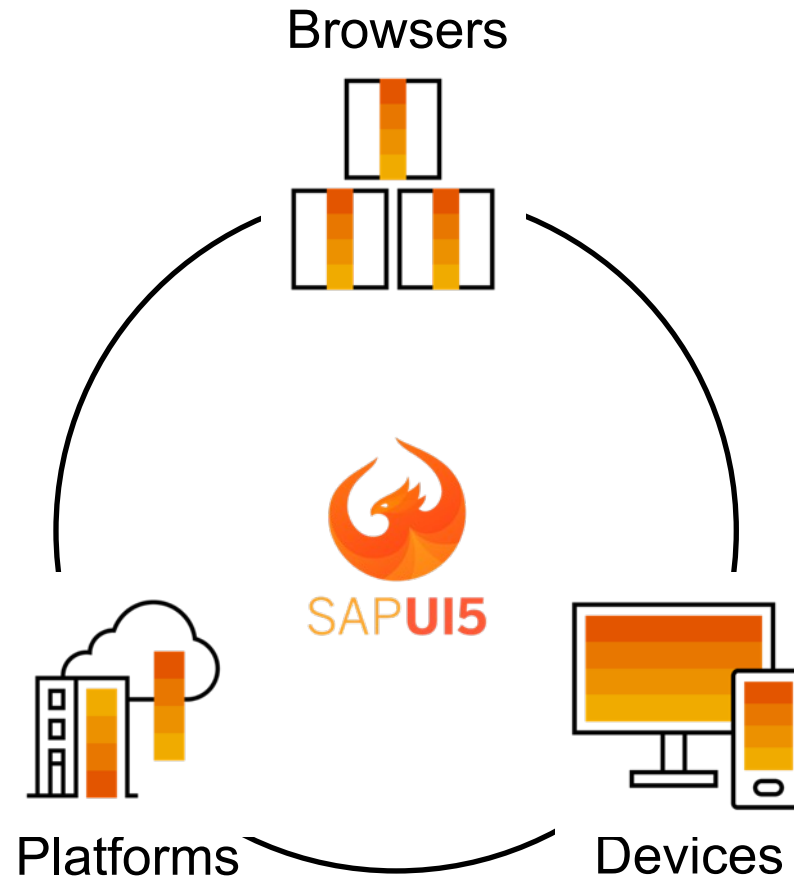


[Video: What is SAPUI5?](#)

SAPUI5 applications

A single app implementation for all

- Browsers
- Platforms
- Devices



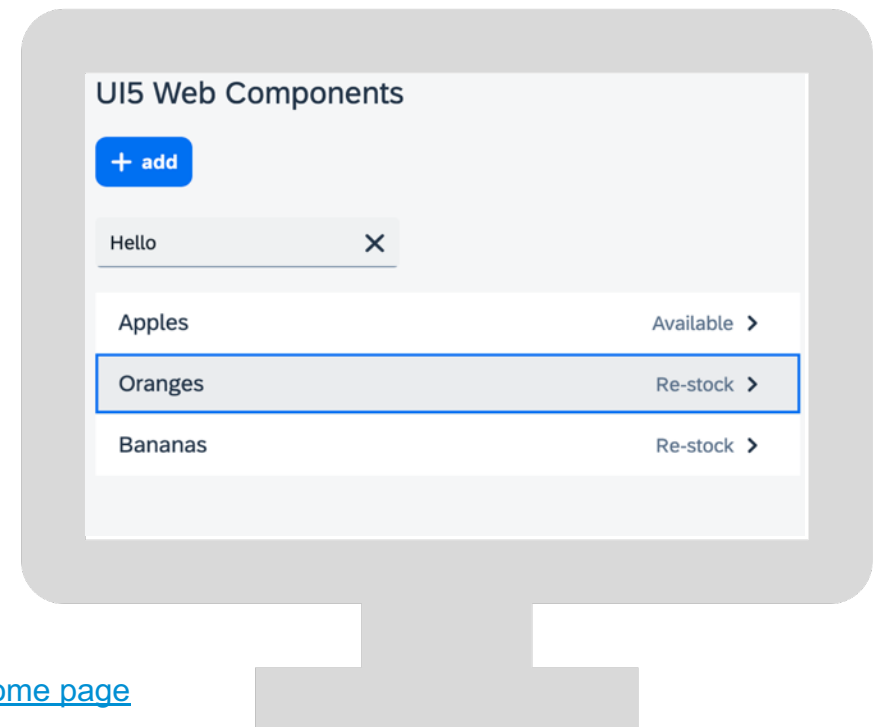
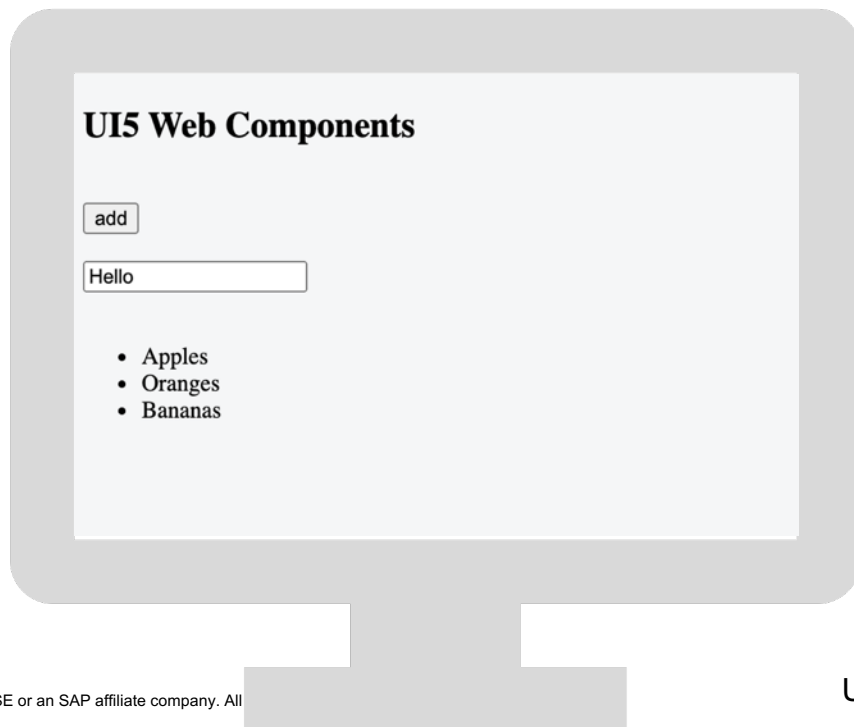
[SAPUI5 Browser and Platform Support](#)



UI5 Web Components provide reusable UI components

```
28 <body class="sapUiBody">
29   <h2>UI5 Web Components</h2>
30
31   <button>add</ui5-button><br>
32   <input placeholder="Hello"></input>
33   <ul>
34     <li>Apples</li>
35     <li>Oranges</li>
36     <li>Bananas</li>
37   </ul>
38 </body>
```

```
28 <body class="sapUiBody">
29   <h2>UI5 Web Components</h2>
30
31   <ui5-button>add</ui5-button><br>
32   <ui5-input placeholder="Hello"></ui5-input>
33   <ui5-list>
34     <ui5-li>Apples</ui5-li>
35     <ui5-li>Oranges</ui5-li>
36     <ui5-li>Bananas</ui5-li>
37   </ui5-list>
38 </body>
```



SAPUI5 is innovating with feedback from large-scale usage

2.150+

SAPUI5 apps with millions of users in SAP S/4HANA

18M+

unique users of SAPUI5 in SAP SuccessFactors

1.110+

SAP S/4HANA Cloud customers using SAPUI5 apps productively

SAPUI5 in

SAP Business Technology Platform
SAP Integrated Business Planning
SAP Business ByDesign
SAP Launchpad service
SAP S/4HANA Cloud
SAP Fiori launchpad
SAP Analytics Cloud
SAP Business One
SAP Cloud ALM
SAP Work Zone
SAP S/4HANA
SAP for Me
SAP IT
...

14M+

unique users of Web Components in SAP SuccessFactors

Web Components

SAP Business Technology Platform
SAP S/4HANA
Procurement

1.536+

SAP BTP customers building SAP Fiori apps in SAP Business Application Studio

Design

Bringing the SAP Fiori design system

Partner

Enabling a thriving partner ecosystem

Open Source

growing developer community

SAPUI5

Integration cards expose application content in a consistent and unified way

UI integration with cards allows users to:

- Embed cards in different host environments, such as applications, dashboards, or HTML pages
- Use a variety of available card types
- Configure cards with a simple JSON configuration – No need to write code
- Create cards according to their needs, regardless of coding ability

[Card explorer](#): Learn, explore, and integrate cards

The screenshot displays the SAPUI5 Card Explorer interface in a browser window. The URL is `ui5.sap.com/test-resources/sap/ui/integration/demokit/cardExplorer/index.html`. The main heading is "UI Integration with Cards". Below the heading, there is a sub-heading: "The new way for developers, key users, and end users to create and share business content in an easy, declarative, and consistent way." A blue button labeled "Open Card Explorer" is visible. The interface features several sample cards: a "Travel Budget" card showing a bar chart with a target of 50k and a current value of 20.2k; a "Projected Monthly Revenue" card showing a value of 183.4 MM and a target of 150MM with a deviation of +37.6%; and a "Contact Information" card for Julie Adams, Executive Assistant, with mobile, phone, and email details. A "Quick Links" sidebar is also visible on the right. At the bottom, three key features are highlighted: "Declarative" (based on JSON schema), "Consistent" (SAP Fiori design language), and "Easy To Consume" (UI5, Custom Element and Web Component support).

SAPUI5

[What is SAPUI5?](#)

[SAPUI5 Demo Kit \(https://ui5.sap.com\)](https://ui5.sap.com)



Efficiently Developing SAPUI5 apps: SAP Fiori elements



SAP Fiori elements provides enterprise-ready apps out of the box

The image shows two screenshots of the SAP Fiori Manage Product Catalog application. The top screenshot displays a list of products with various annotations: 'Variant Mgmt' points to the 'Standard' dropdown; 'Search' points to the search bar; 'Data Lists' points to the product list table; 'Filtering' points to the filter icons; 'Actions' points to the 'Assign Supplier', 'Create', and 'Delete' buttons; 'Sorting' points to the sort icon; 'Personalization' points to the 'Adapt Filters (1)' button; 'Export to Excel' points to the export icon; 'Navigation' points to the navigation icons; and 'Editing (incl. draft mgmt.)' points to the edit icon. The bottom screenshot shows the 'Object Details' for a 'Visitor Chair - Green', with annotations for 'Export to Excel' and 'Navigation' pointing to the respective icons in the top right corner.

Variant Mgmt

Search

Data Lists

Filtering

Actions

Sorting

Personalization

Export to Excel

Navigation

Editing (incl. draft mgmt.)

Object Details

Additional enterprise readiness features included are:

- Accessibility
- Internationalization
- Mobile compatibility
- Responsiveness
- Performance optimizations
- Integration
- Security checks
- Lifecycle stability
- Test automation support
- ...and more

OData annotations are metadata that define attributes and relationships



Business data



at runtime

How is it displayed?

SAP Fiori elements patterns

- Overview page
- List Report page
- Object page
- Analytical list page
- Worklist page



Provided by:
SAP framework development

What is displayed?



Provided by:
Application Developers

- Semantic metadata / annotation
- Behavior
- Consumption hints

“Consumption hints”

Which fields allow a human to identify the entity?

Which fields are clickable?

The screenshot shows a SAP Fiori object page for 'Robot Arm Series 9'. The page includes a header with 'Edit', 'Delete', and 'Simulate Assembly' buttons. Below the header, there are fields for 'Manufacturer: Robotech', 'Status: Delivery', 'Delivery Time: 12 days', 'Assembly Option: To Be Selected', and 'Monthly Leasing Installment: 379.99 USD'. The page is divided into sections: 'General Information', 'Order Details', 'Configuration Details', and 'Assembly Options'. The 'Order Details' section contains fields for 'Order ID', 'Contract', 'Transaction Date', 'Expected Delivery Date', 'Factory', and 'Supplier'. The 'Configuration Details' section contains fields for 'Model', 'Color', 'Socket', 'Axis', and 'Leasing Installment'. The 'Assembly Options' section contains a table with columns for 'Document Number', 'Company', 'Posting Date', and 'Amount (Local Currency)'. A yellow box labeled 'SAPUI5 View' is overlaid on the table. Arrows point from text annotations to various elements on the page.

“This entity can be edited”

“This is the currency for the amount”

“These fields shall be displayed together in a form”

“Behavior like creatable, updatable”

Choose the right UI development approach for your SAPUI5 app

SAPUI5 freestyle

SAP Fiori elements

Flexibility	Overall approach	Efficiency
Freestyle designs	Design requirements	SAP templates
Web Development	Development knowledge	Annotations
Own coding, own UI logic	App ownership / maintenance	Own annotations, SAP's UI logic
Higher	Total cost of development	Lower

Flexible Programming Model blends SAP Fiori elements and SAPUI5 freestyle

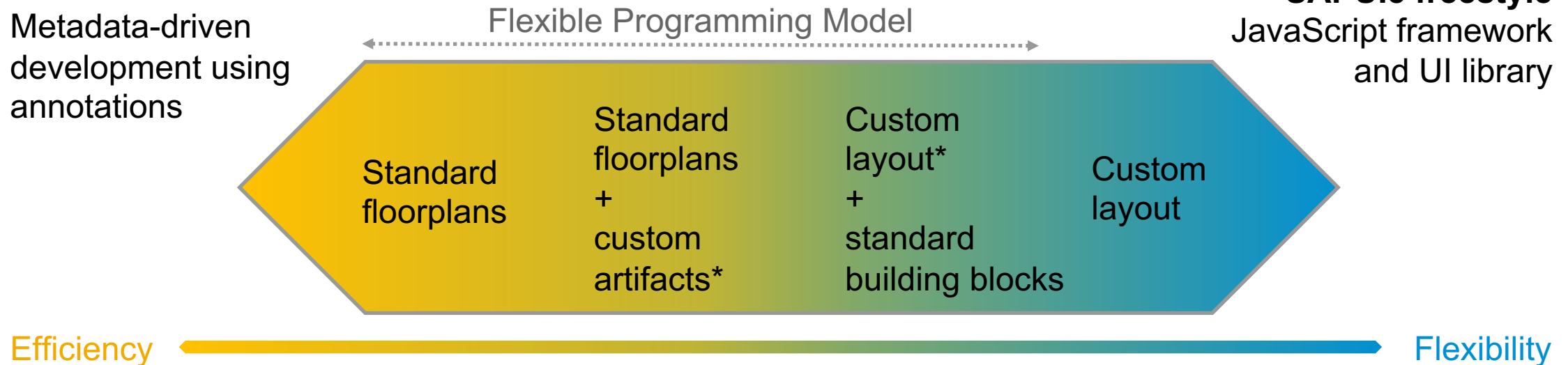
Developers have a continuum of options instead of an either/or decision

SAP Fiori elements

Metadata-driven development using annotations

SAPUI5 freestyle

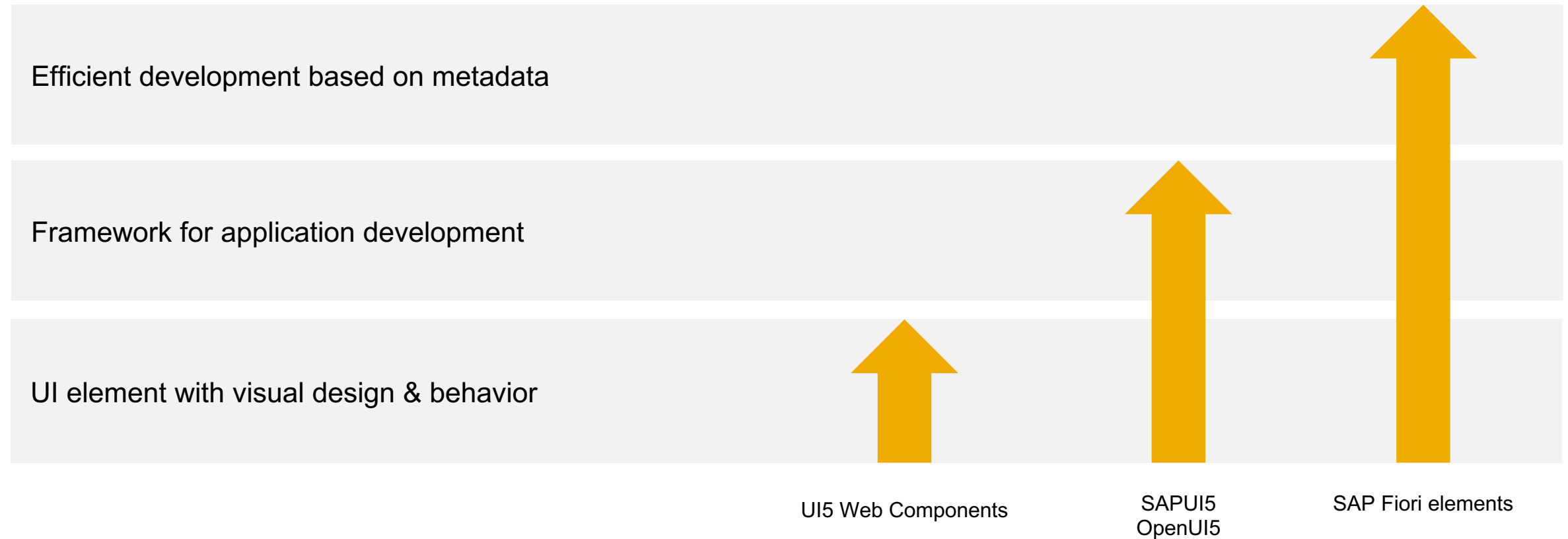
JavaScript framework and UI library



[How to use SAP Fiori elements, SAPUI5 freestyle or a mix of both with the Flexible Programming Model](#)

*leveraging standard building blocks and/or SAPUI5 controls / custom code

SAPUI5 brings scalability and flexibility to SAP Fiori app development



SAP Fiori elements

[Developing Apps with SAP Fiori Elements](#)

[SAP Fiori Elements: Flexible Programming Model Explorer](#)



Knowledge

SAP Launchpad service

- Getting started using [free tier](#), personal trial, or regular enterprise account
- Try out the [tutorials](#)
- Read the [blog posts](#)
- Check the [documentation](#) for details

SAP Work Zone

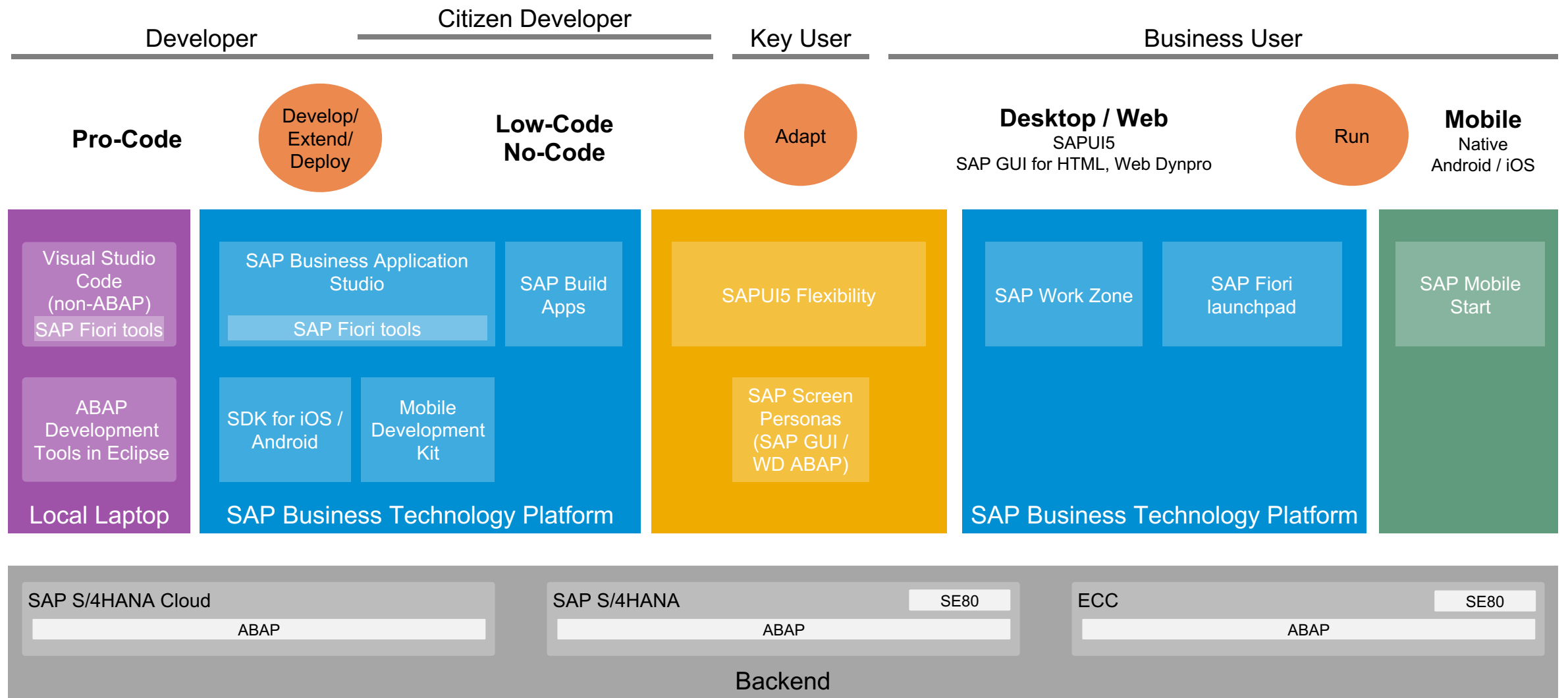
- Product page: [SAP Work Zone](#)
- Read the [blog posts](#)
- Check the [documentation](#) for details

SAPUI5

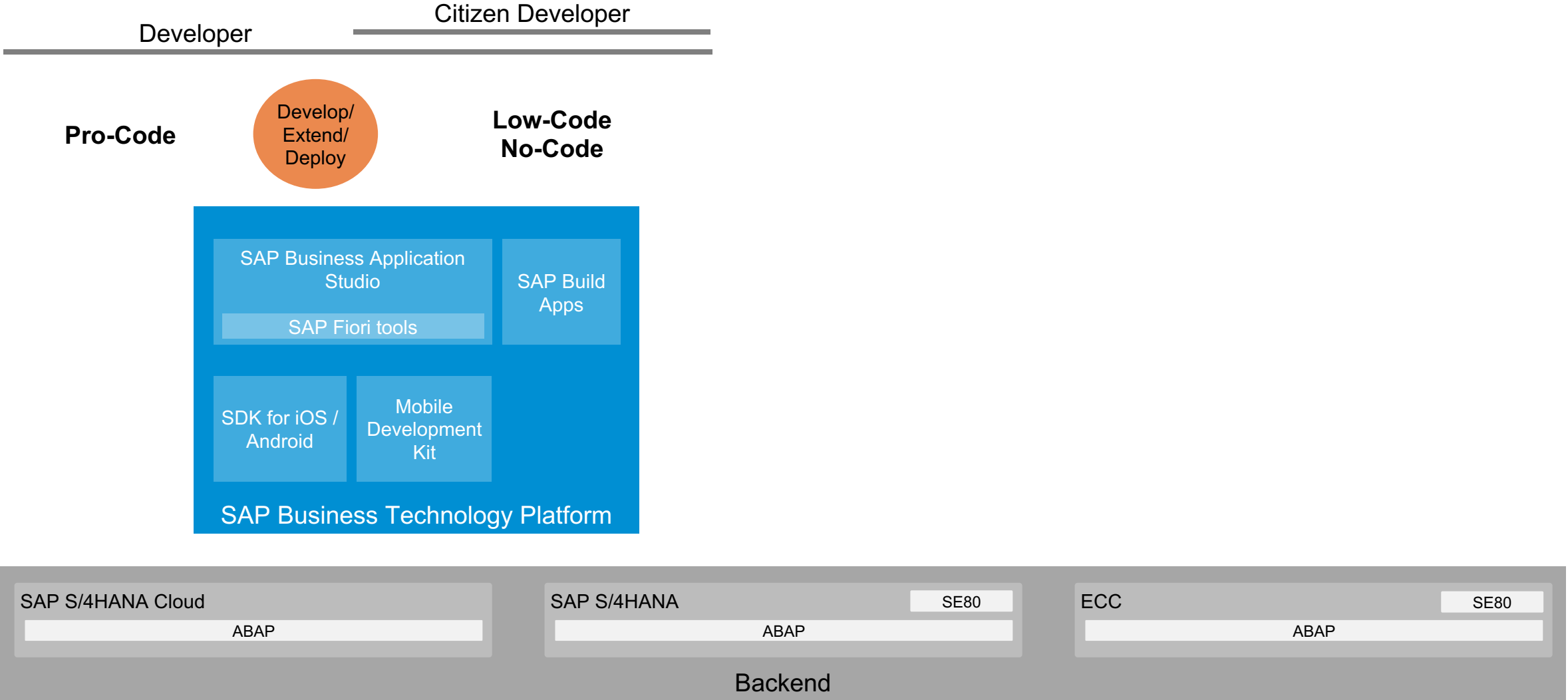
- <https://ui5.sap.com/> with getting started, tutorials,...
- [SAPUI5 Community Topic Page](#)
- [SAP Fiori elements](#)
- [SAPUI5 Road Map](#)
- [Blog post: Learning SAPUI5 for Beginners](#)
- [openSAP: Developing Web Apps with SAPUI5](#)
- [openSAP: Evolved Web Apps with SAPUI5](#)
- [openSAP: Developing and Extending SAP Fiori Elements Apps](#)



SAP Fiori User Experience Enabled by Technologies & Tools



SAP Fiori User Experience Enabled by Technologies & Tools



SAP's Development Environments: pro-code, low-code and no-code




What Is SAP BTP?

The platform that brings together **application development**, automation, data management, analytics and planning, integration, and AI capabilities into **one unified environment optimized for SAP applications**

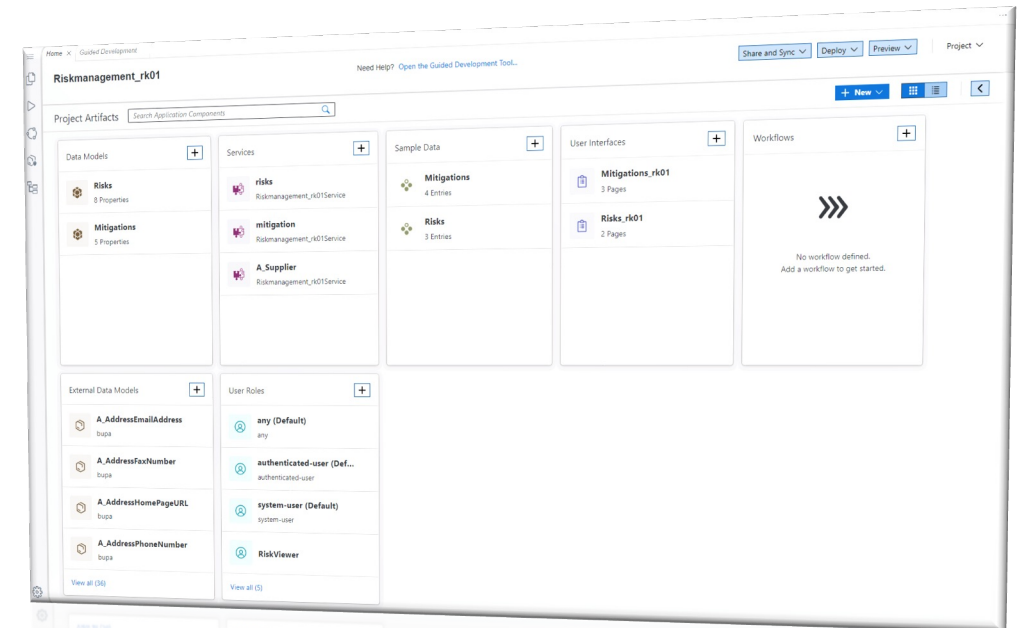
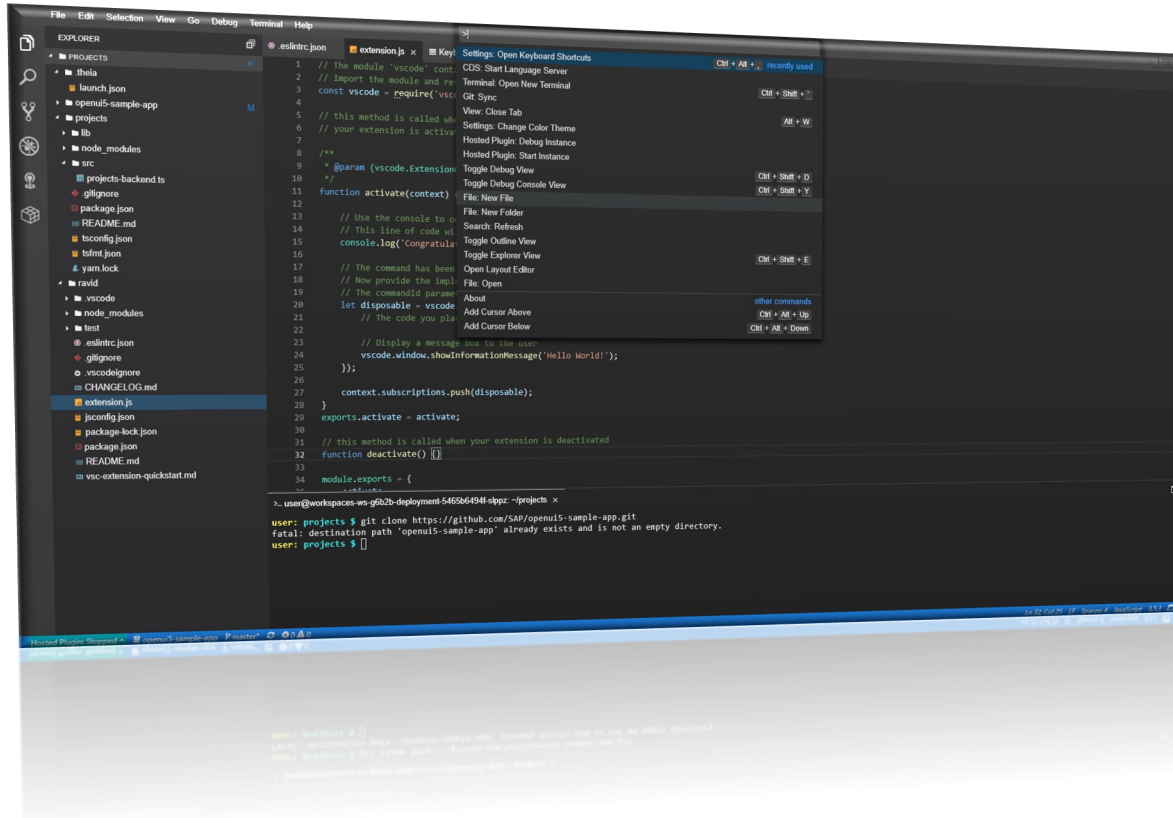
It is a comprehensive solution with:

- An intuitive, modern development environment for both, professional IT and citizen/business developers
- Prebuilt data models, integrations, workflows, app templates, and AI business services
- Self-service data discovery, modeling, planning and analytics, for business users in a governed environment
- Availability on Microsoft™ Azure™, AWS™, Google Cloud™ and Alibaba Cloud™



SAP Business Application Studio on SAP BTP

A **modern** development environment, **tailored** for efficient development of business applications for the **Intelligent Enterprise scenarios**





SAP Business Application Studio: Professional Developer Tooling

Scale your Development and Build Smarter Enterprise Apps.



- Development environment, tailored for efficient development of business applications for the Intelligent Enterprise
- Easy path **from visual tools to professional development tools**



- Modern and intuitive web user interface
- Simplified, faster setup of the development environment
- **Tight integration** with SAP services, technologies, and systems



- Accelerated time to market with high-productivity development tools
- Based on **industry best of breed IDE and tools**, providing full, tool independent, developer flexibility



- **#1 adopted SAP BTP service**, across all channels, with thousands of paying customers
- Used daily by thousands of SAP customers as well as by SAP internal development teams

Modular Dev Spaces

Tailored for Intelligent Enterprise Development Use Cases

SAP Fiori: Develop SAP Fiori applications based on various environments, including Cloud Foundry, ABAP Cloud, and SAP S/4HANA.

Full Stack Applications with Productivity Toolkit: Easily develop, test, build, and deploy apps using the high productivity toolkit.

Full Stack Cloud Application: Build business services, business applications, and extend S/4HANA e.g. by using the SAP Cloud Application Programming Model, Fiori and Java or Node.js.

SAP HANA Native Application: Build and deploy native SAP HANA applications or analytical models.

SAP Mobile Application: The SAP Mobile Development Kit (MDK) lets you customize, deploy, and manage your customized iOS and Android apps in the cloud.

Basic: Contains the SAP basic tools extension.

This is the current state of planning and may be changed by SAP at any time.

Create a New Dev Space

Dev Space name

What kind of application do you want to create?

- SAP Fiori
- Full-Stack Application Using Productivity Tools
- Full Stack Cloud Application
- SAP HANA Native Application
- SAP Mobile Application
- Basic

SAP Fiori Dev Space
Develop, test, build, and deploy SAP Fiori freestyle or SAP Fiori elements applications to SAP Business Technology Platform. This dev space contains a comprehensive set of tools, such as best practice templates, code assist, code validation, service modeling, and application modeling and preview.

SAP Predefined Extensions
The following extensions are enabled by default.

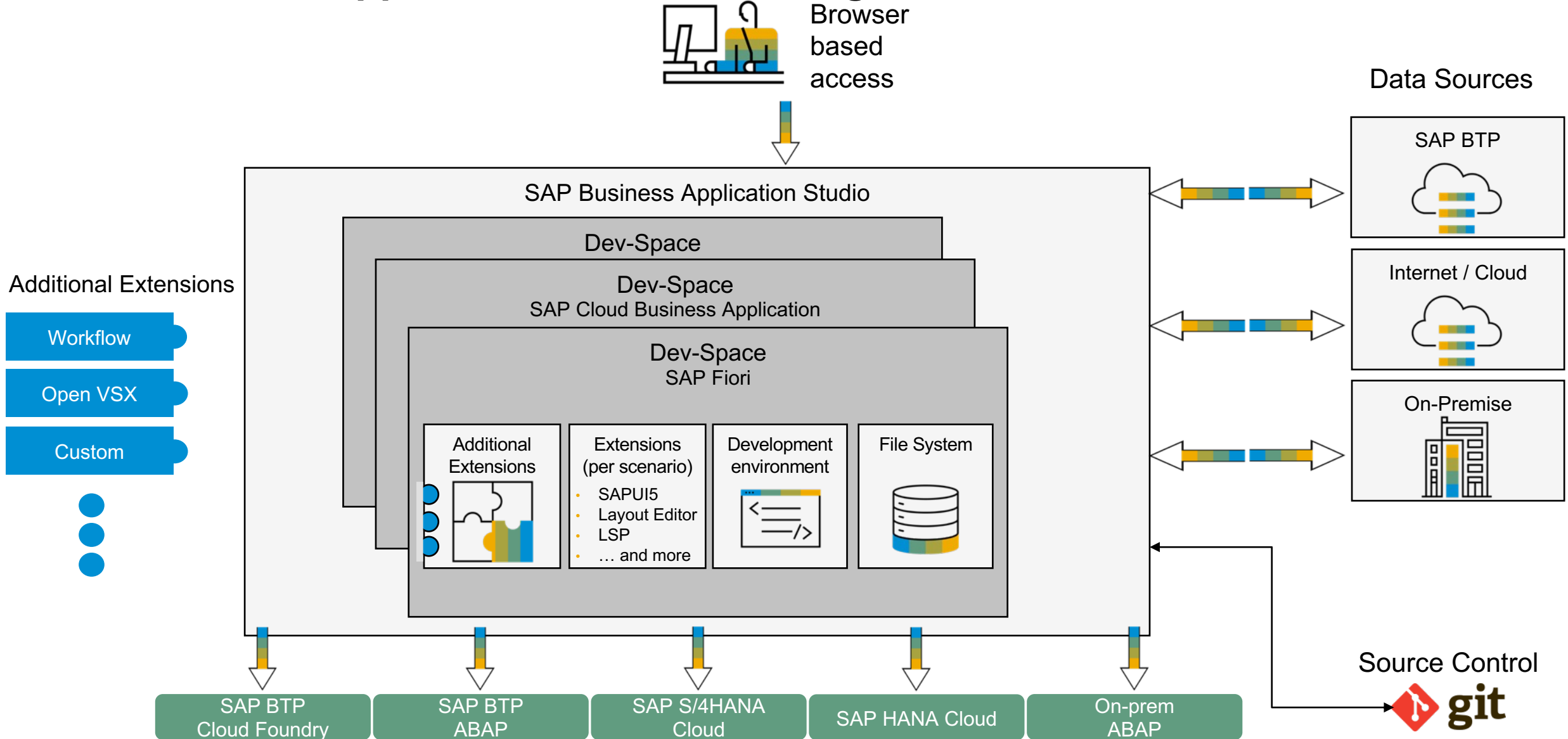
- SAPUI5 Adaptation Project**
Allows to extend SAPUI5 applications using Adaptation project and Visual Editor
- Basic Tools**
Allows you to optimize your web development workflow. The extension... [more](#)
- Fiori Freestyle Tools**
Allows you to optimize your Fiori-based development. This extension... [more](#)
- HTML5 Runner**
Allows you to locally run HTML5 applications. Includes the HTML5 application runner and run configurations.
- MTA Tools**
Allows you to perform operations such as build, deployment, and validation... [more](#)
- SAP Fiori Tools**
Allows you to simplify the development of SAP Fiori elements... [more](#)

Additional SAP Extensions
Select additional extensions to enhance your space.

- CDS Graphical Modeler**
Allows you to design SAP core data services models in SAP... [more](#)
- CAP Tools**
Allows you to develop CAP applications using the CDS... [more](#)
- Chromium Browser Tools**
Allows you to use Chromium tools.
- SAP HANA Calculation View Editor**
Allows you to edit and manage SAP HANA calculation views. Th... [more](#)
- SAP HANA Performance Tools**
Allows you to analyze SAP HANA performance traces. The extension includes the SAP HANA SQL Analyzer.
- SAP HANA Database Explorer**
Allows you to access and inspect SAP HANA run-time objects. Th... [more](#)

Cancel Create Dev Space

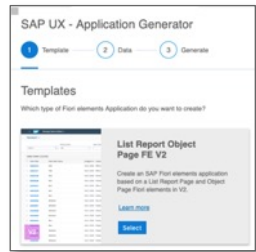
SAP Business Application Studio - The Big Picture



SAP Fiori tools guides developers through the full cycle

Application Generator

Creates the project environment for development



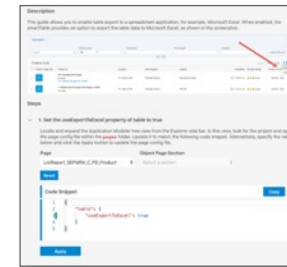
Page Map & Editor

Allows editing of the structure of the app: pages, properties, and navigation



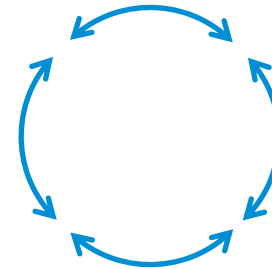
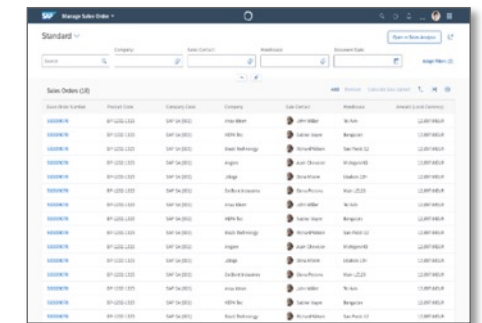
Guided Development

Provides step-by-step development instructions and generates code snippets in-line



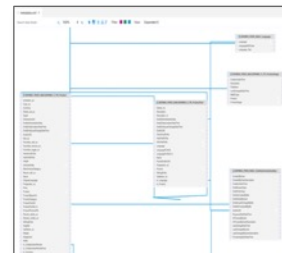
Application Preview

Provides preview of web app in the browser either with mock data or live data



Service Modeler

Visualizes service entities, relations, properties, and annotations



Code Completion

Delivers a language server protocol for annotations with micro-snippets and diagnostics



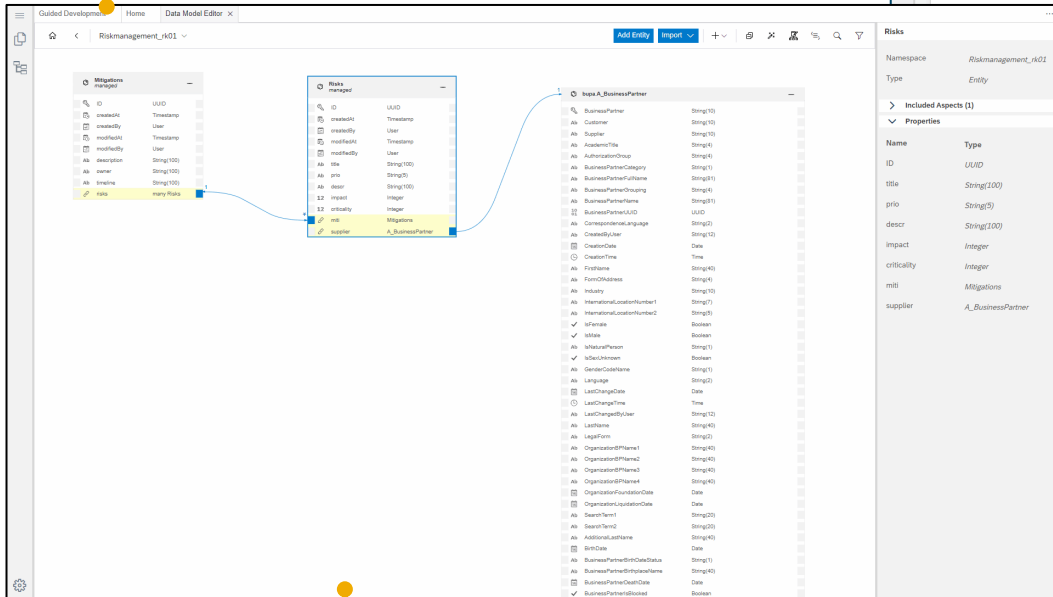
Available in
SAP Business
Application Studio
and
Visual Studio Code

Key Capabilities of SAP Business Application Studio

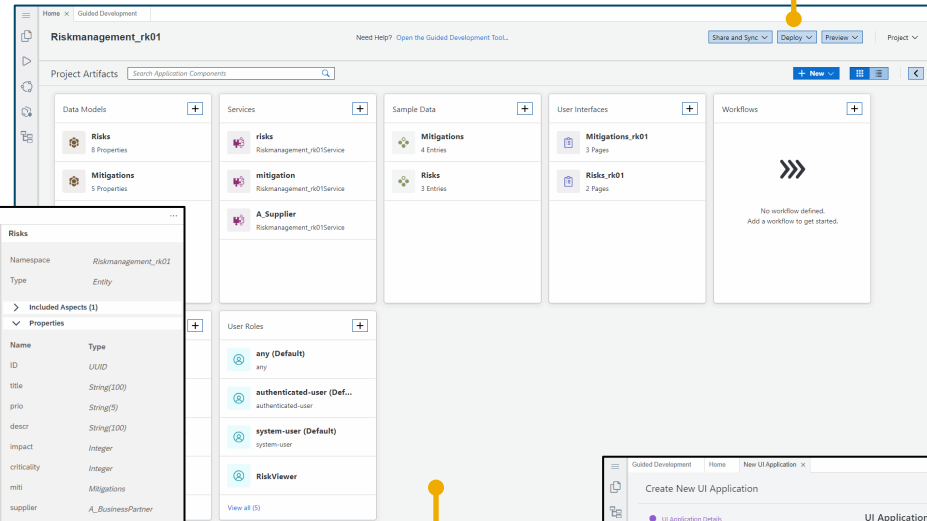
Productive development environment for SAP centric development

One click preview and deployment

Low-code development perspective, with easy path to professional development tools



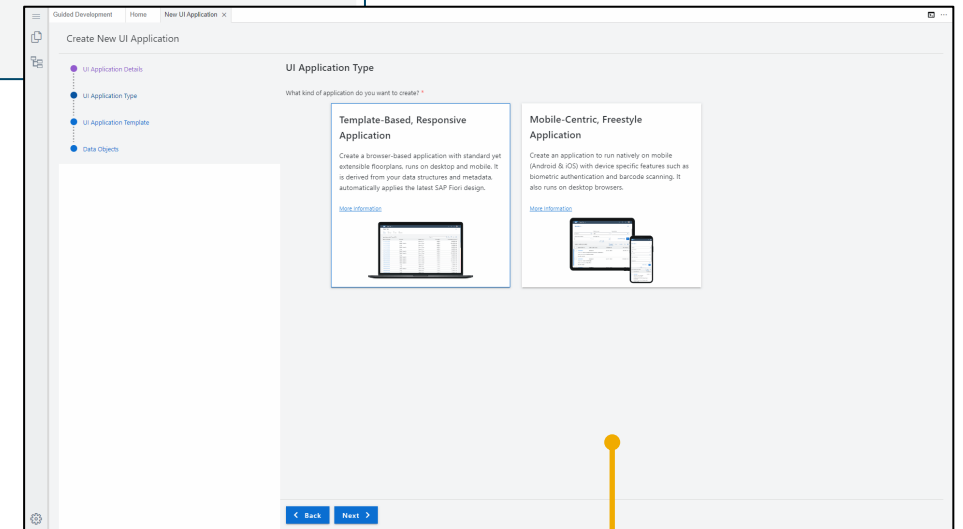
Visual Entity & Service Modeling using Cloud Application Programming Model



Guided Development

GIT based Project Sharing

Simplified Semantic Project view and edit

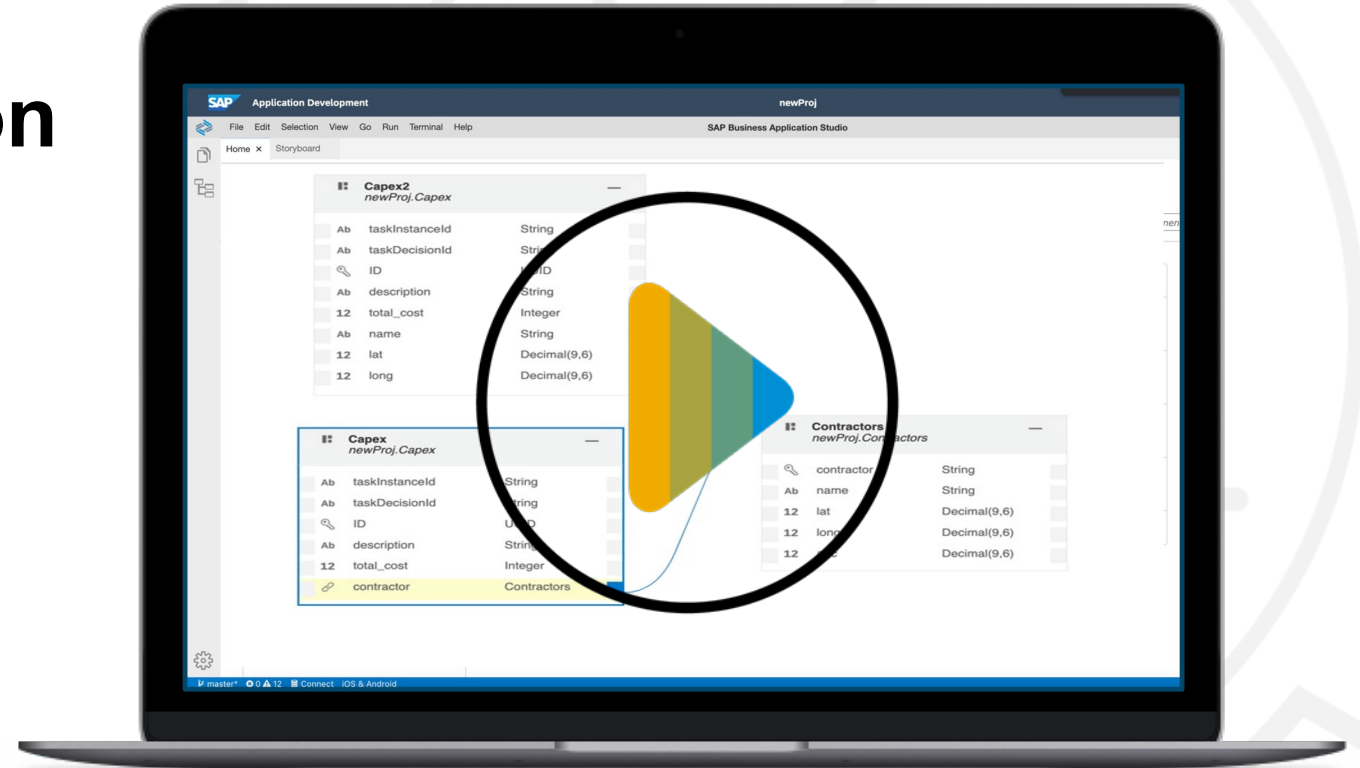


Low-Code Template-based and Freestyle UI Design

SAP Business Application Studio Demo

See how you can quickly create a mobile application for an incident scenario.

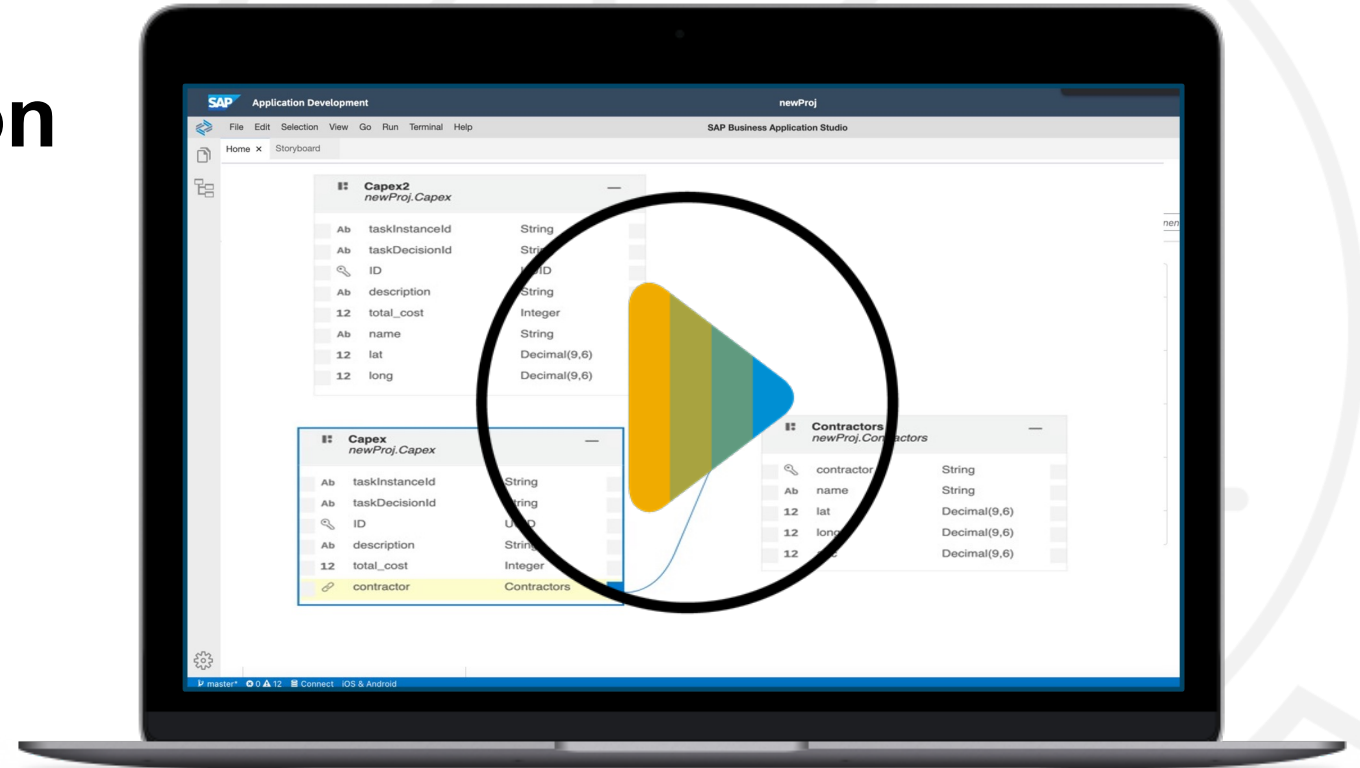
Watch the [demo](#)



SAP Business Application Studio Demo

See how you can quickly create a capital expenditure application.

Watch the [demo](#)



SAP Business Application Studio

[SAP BTP Free-Tier](#) / [SAP BTP Trial](#) -> SAP Business Application Studio

Recommended

1. Tutorial (BAS)
[Build an SAP Fiori App consuming Data from On-Premise](#)
2. Tutorial (Fiori tools)
[Create a List Report Object Page App with SAP Fiori Tools](#)
3. Tutorial (Flexible Programming Model)
[Boost Your Productivity in Developing SAP Fiori Apps](#)
4. Tutorial (BAS Productivity Tools)
[Develop Full-Stack App Using the High Productivity Tools of BAS](#)
5. Learning Journey (BAS Productivity Tools)
[Develop Full-Stack Apps Using Productivity Tools in SAP Business Application Studio](#)
6. Video (Developing Cloud Apps – Big Picture)
[The Universe of SAP Business Technology Platform in a Nutshell – Cloud Native App Development](#)

More missions / tutorials: [SAP Discovery Center](#) / [Developer tutorials](#)



SAP Business Application Studio

**Learn
More!**



[Homepage: SAP Business Application Studio](#)

[Introduction Video](#)

[Central Info Blog](#)

[SAP Fiori tools](#)

[Homepage Low-code application development](#)

[Low-Code/No-Code Development Tools](#)

[Learning Journey: Low-Code / No-Code Applications and Automations for Citizen Developers](#)

[Blog post: SAP Gateway Demo System ES5](#)

Contact information: SAPBusinessApplicationStudio@sap.com

Migration: Neo / SAP Web IDE -> Cloud Foundry / BAS

- [Migrating Fiori Application from SAP Web IDE to SAP Business Application Studio \(ABAP\)](#)
- [Migrating SAP Fiori Applications from Neo to Cloud Foundry Using SAP Business Application Studio](#)
- [Migrating from the Neo Environment to the Multi-Cloud Foundation \(Cloud Foundry and Kyma\)](#)
- [Migrating Your CAP Applications from SAP Web IDE to SAP Business Application Studio](#)
- [SAP Fiori tools 2108 release simplifies integrating libraries and migrating Web IDE apps](#)
- [It's time to plan your move to SAP Business Application Studio](#)
- [Migrate SAP Fiori projects from SAP Web IDE to SAP Business Application Studio](#)


Roles

Pro developer is a person who has the ability and expertise to create, maintain as well as upgrade software created for commercial purposes through writing lines of code

Citizen developer is a user who creates new business applications for consumption by others using development and runtime environments sanctioned by corporate IT

New Role

Administrator is a person who has the rights to manage the lifecycle of the applications, grant access, etc.



SAP Build

Create and Augment Enterprise Apps, Automate Processes, and Design Business Sites, All Visually



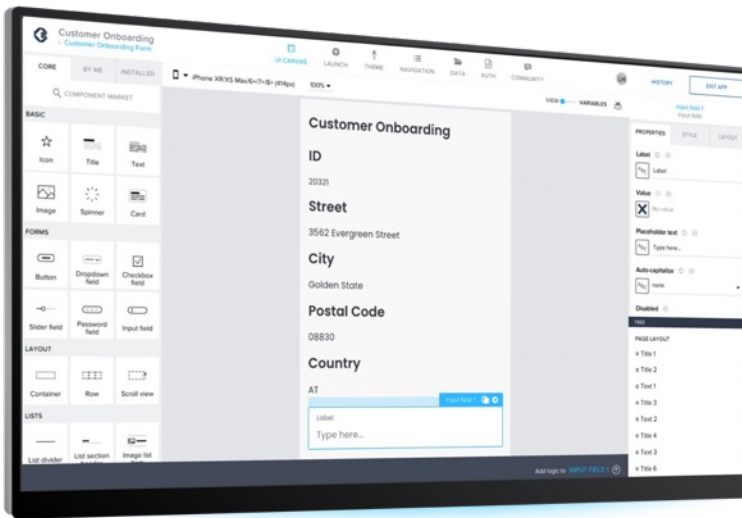
Build apps



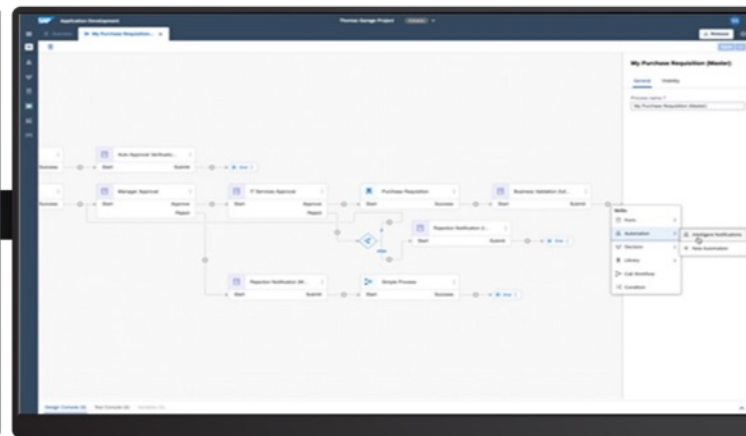
Automate processes



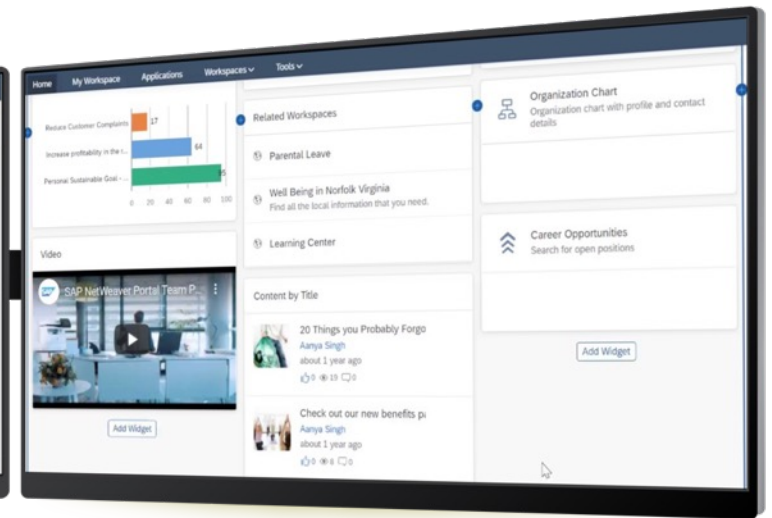
Design business sites



SAP Build Apps



SAP Build Process Automation



SAP Build Work Zone

Build Visually
Integrate Smoothly
Collaborate Effectively

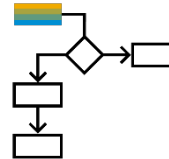
SAP Build Apps

Build Full-Stack Enterprise-Apps in Minutes - Absolutely Zero Coding Required



Drag-and-drop the user interface

Access a pallet of user interface controls, drag them into place, and preview the final result in real time.



Create any logic without code

Drag-and-drop any logic function – sensors, file operations, data functions, animations, and more – onto a canvas.



Easily integrate data

Easily add your own data integrations or get started with some of ours.

Get started today

Meet your organization's requirements as fast as your business needs.

Build applications and extend SAP systems faster than ever before. To learn more, click the links below.

Test and Evaluation

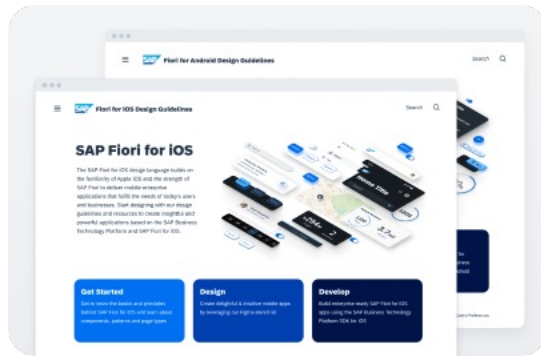
- SAP Business Application Studio is available for test and evaluation on [SAP BTP Free-Tier](#) / [SAP BTP Trial environment](#)
- Find available missions in [SAP Discovery Center](#) / [developer tutorials](#)

Partner & Customer Licenses

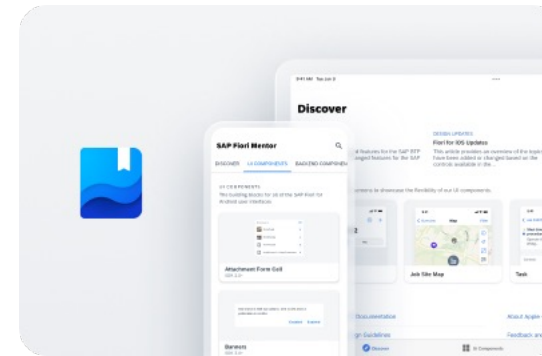
- Available in [consumption and subscription](#) based pricing
- Join [SAP Business Application Studio Community](#)
- [SAP's low-code/no-code homepage](#)
- Explore SAP Business Application Studio on [Partner Portal](#)
- [SAP Build Apps Learning Journey](#)



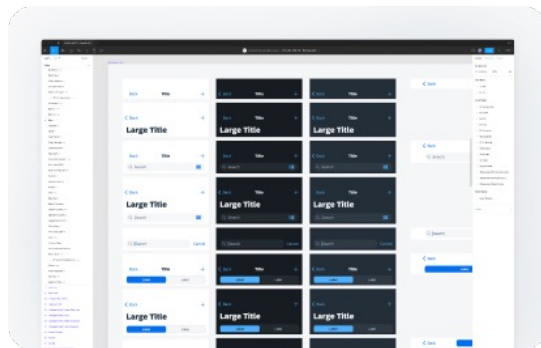
SAP Fiori for Mobile - Native mobile experience for iOS and Android



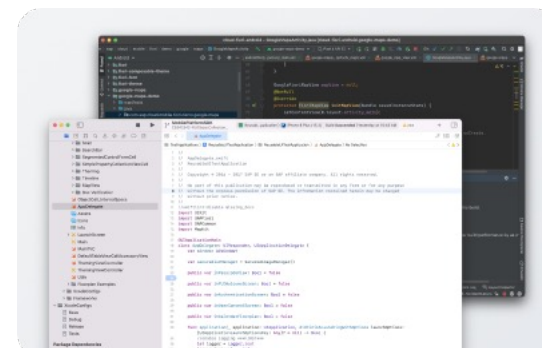
Design Guidelines
[Android](#) [iOS](#)



SAP Fiori Mentor App for iOS and Android
[Android & iOS](#)



Design Stencil Kits
[Android](#) [iOS](#)



Software Development Kits
[Android](#) [iOS](#) [MDK](#)



SAP Mobile Services

Native App Development – SAP BTP SDK for Android

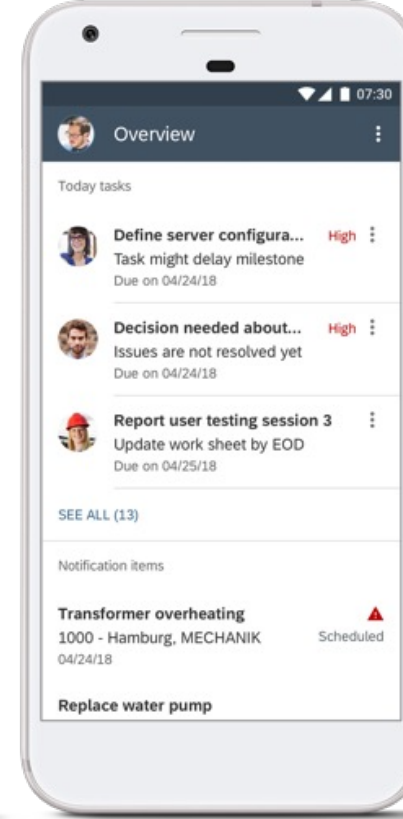
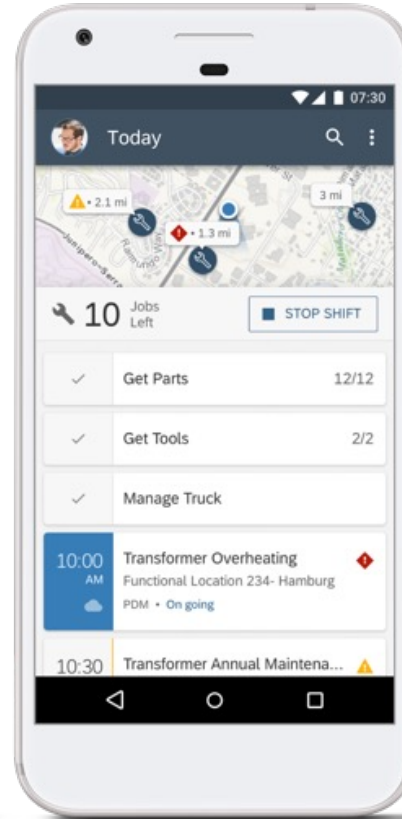
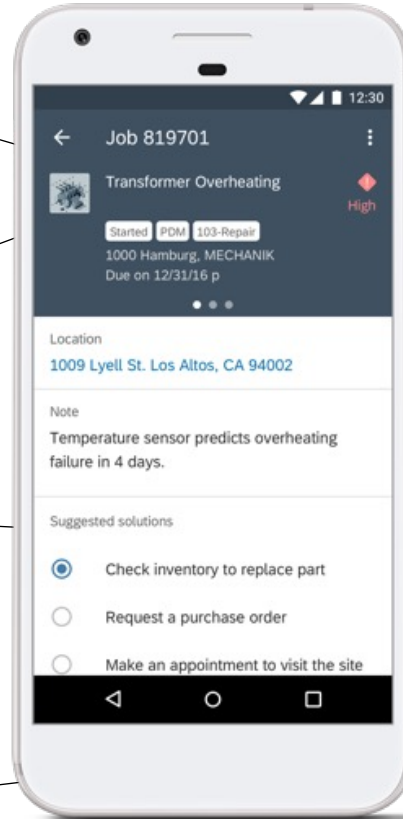
Benefits

Empower designers and developers with tools to **quickly and efficiently** build Android apps for the enterprise

Enable apps with native Android look and feel **high performance**

Accelerate development with APIs for enterprise communications, security, encryption & onboarding

Innovate by taking advantage of rich **Android device features** like Fingerprint Scanner, location services and notifications



Capabilities

SDK for Android accelerates enterprise app development in Android Studio IDE

Rich set of UI controls, implementing **SAP Fiori for Android design language**

SDK Wizard automatically **generates** fully running app scaffolding by reading metadata from backend enterprise APIs

SAP Fiori Mentor for Android



SAP Mobile Services

Native App Development – SAP BTP SDK for iOS

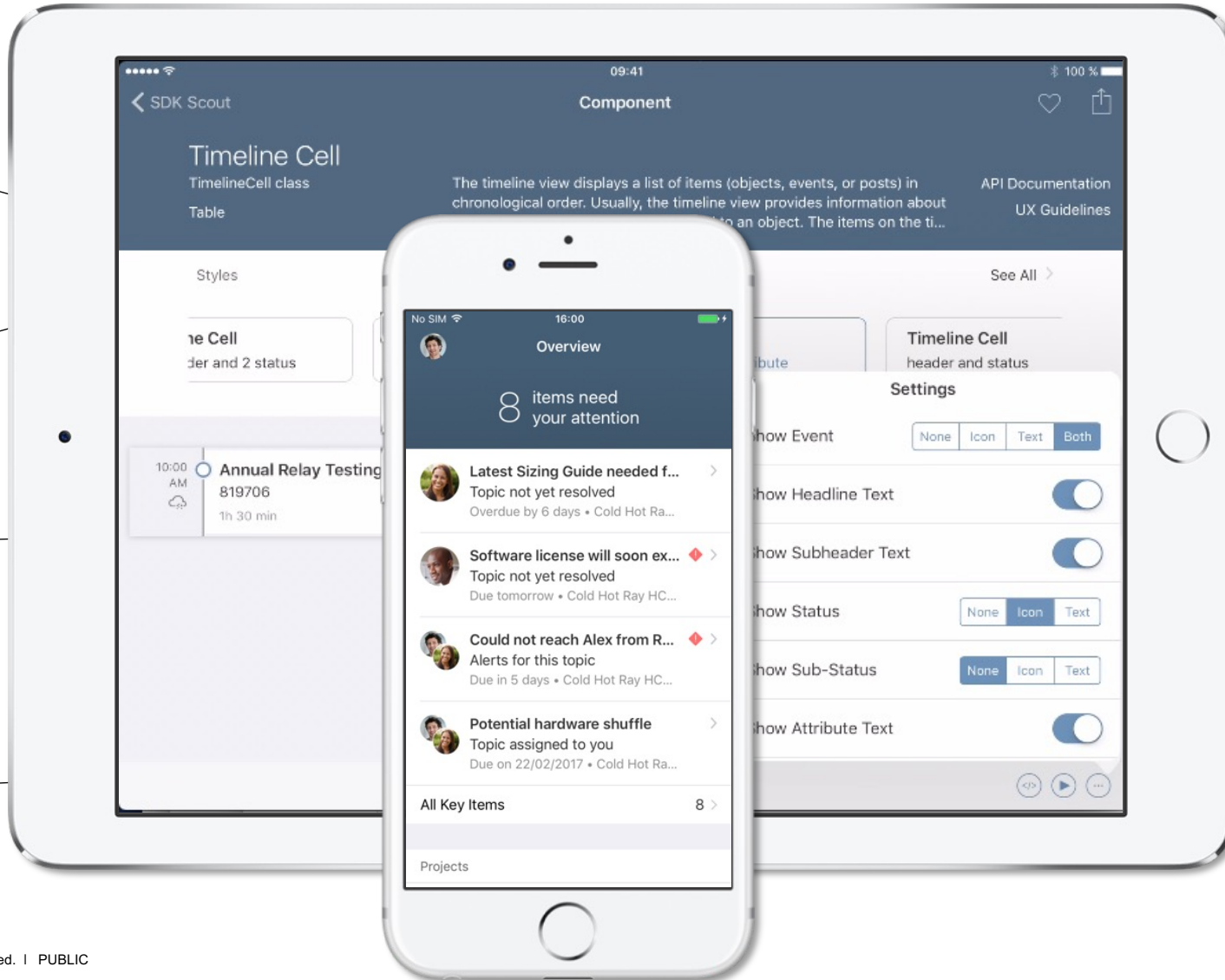
Benefits

Empower designers and developers with tools to **quickly and efficiently** build iOS apps for the enterprise

Enable apps with native iOS look and feel **high performance**

Accelerate development with UI controls, frameworks and tools

Innovate by taking advantage of rich **iOS device features** like ARKit, CoreML, location services and notifications



Capabilities

Swift-based SDK for iOS incl. UI controls, frameworks for data access, security, supportability


SAP Fiori for iOS design language

SDK Assistant automatically **generates** fully running app scaffolding by reading metadata from backend enterprise APIs

SAP Fiori Mentor app generates customized UI code snippets for Fiori controls

SAP Mobile Services

Mobile Development Kit



Build, customize, and administer native mobile applications in a highly productive, metadata-driven model

Benefits

Capabilities

Reduce app development costs and increase productivity with a simple, low-code tool

Customize selected pre-built SAP apps (SAP Asset Manager, etc.) to your business needs

Relieve maintenance burden with easy **lifecycle management**

Easily manage **security** across apps

Visual development of pages, data queries, and business logic

Robust **offline and online support**

Native SAP Fiori user experience

Extend functionality with custom extension controls

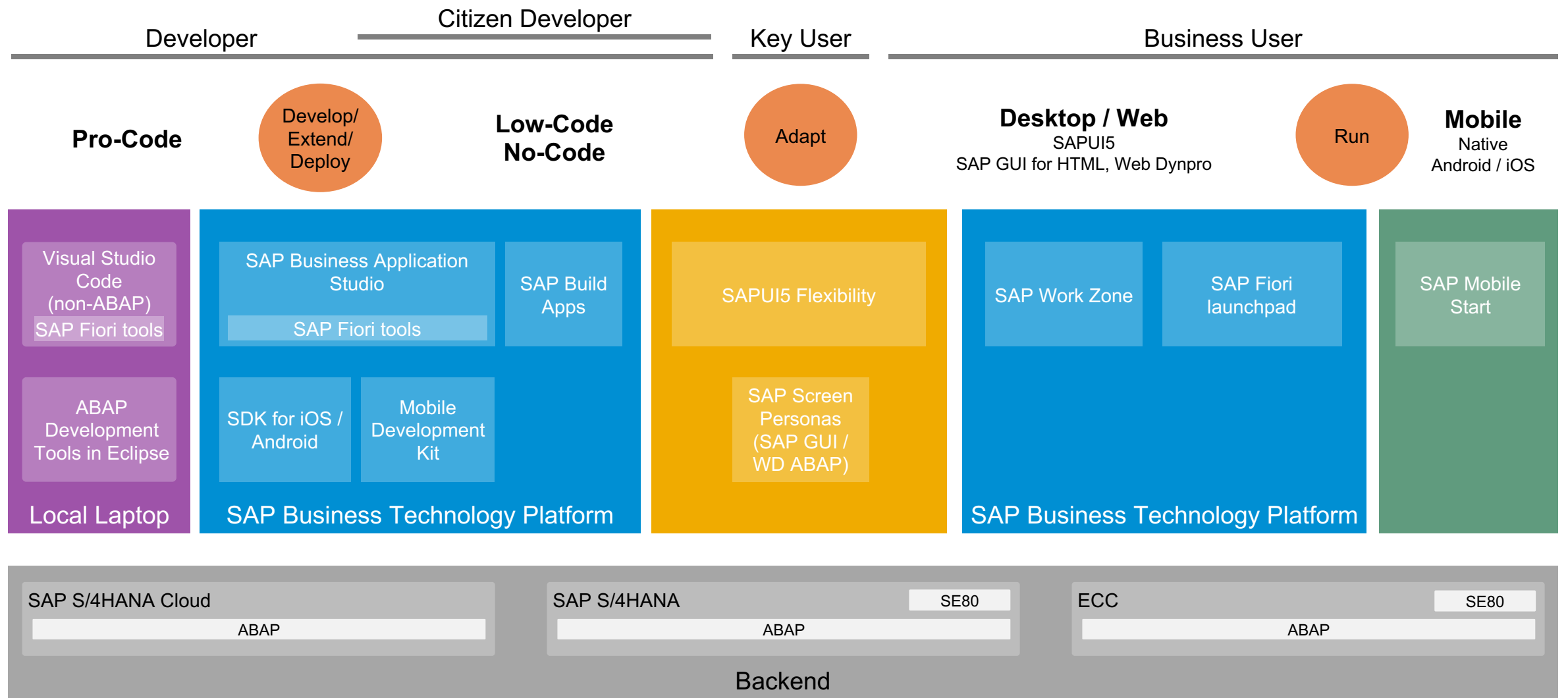
Cross-platform development supports iOS and Android

Web- Deployment

The image shows the SAP Mobile Development Kit (MDK) interface. On the left is a visual design tool with a control palette and a central canvas showing a mobile app layout. On the right is a tablet displaying the 'Overview' app with customer and product lists. At the bottom is a code editor showing logic rules for data manipulation.



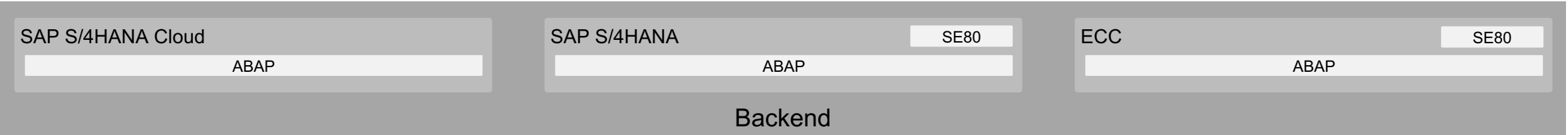
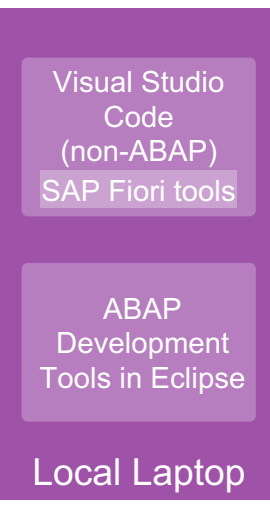
SAP Fiori User Experience Enabled by Technologies & Tools



SAP Fiori User Experience Enabled by Technologies & Tools

Developer

Pro-Code



Local Development Environments: Visual Studio Code (VSCode) & ABAP Development Tools (ADT) / Eclipse



Efficient ABAP development in Eclipse[®]

HIGH DEVELOPER PRODUCTIVITY WITH THE ABAP DEVELOPMENT TOOLS (ADT)

MODERN DEVELOPMENT TOOLSET

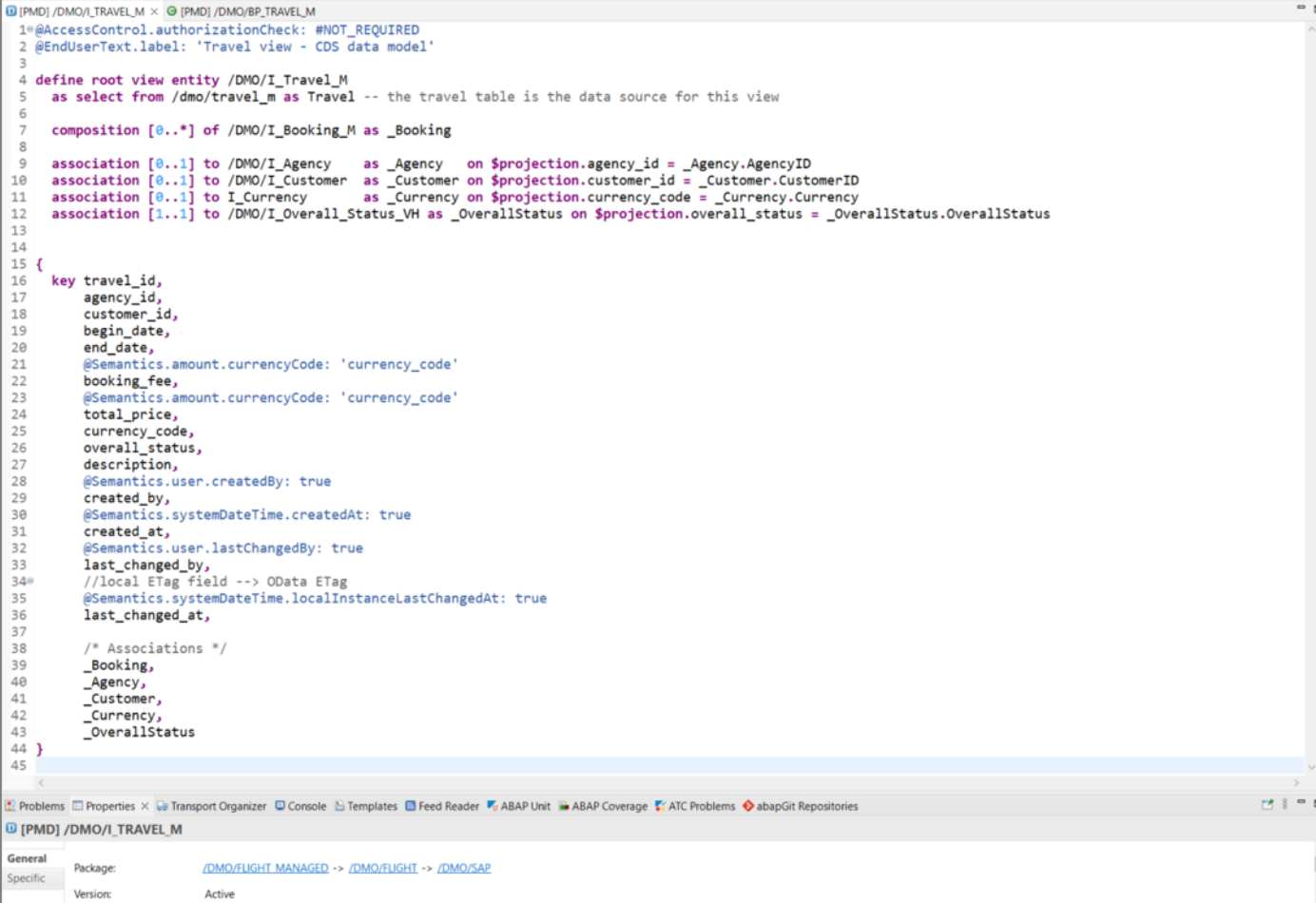
Fully eclipse-based
Syntax check, Code completion
Syntax highlighting, Pretty printing
Navigation, Search, Quick Fixes
Available for ABAP releases ≥ 7.31

QUALITY ASSURANCE

Static code checks (ATC, CVA) with
remote and local scenarios
Unit testing incl. isolation frameworks
Test seams and injections

SUPPORTABILITY

Debugging, profiling, tracing
Static and dynamic logging
Runtime monitoring and analysis



```
1@AccessControl.authorizationCheck: #NOT_REQUIRED
2 @EndUserText.label: 'Travel view - CDS data model'
3
4 define root view entity /DMO/I_Travel_M
5   as select from /dmo/travel_m as Travel -- the travel table is the data source for this view
6
7   composition [0..*] of /DMO/I_Booking_M as _Booking
8
9   association [0..1] to /DMO/I_Agency as _Agency on $projection.agency_id = _Agency.AgencyID
10  association [0..1] to /DMO/I_Customer as _Customer on $projection.customer_id = _Customer.CustomerID
11  association [0..1] to I_Currency as _Currency on $projection.currency_code = _Currency.Currency
12  association [1..1] to /DMO/I_Overall_Status_VH as _OverallStatus on $projection.overall_status = _OverallStatus.OverallStatus
13
14
15 {
16   key travel_id,
17     agency_id,
18     customer_id,
19     begin_date,
20     end_date,
21     @Semantics.amount.currencyCode: 'currency_code'
22     booking_fee,
23     @Semantics.amount.currencyCode: 'currency_code'
24     total_price,
25     currency_code,
26     overall_status,
27     description,
28     @Semantics.user.createdBy: true
29     created_by,
30     @Semantics.systemDateTime.createdAt: true
31     created_at,
32     @Semantics.user.lastChangedBy: true
33     last_changed_by,
34     //local ETag field --> OData ETag
35     @Semantics.systemDateTime.localInstanceLastChangedAt: true
36     last_changed_at,
37
38     /* Associations */
39     _Booking,
40     _Agency,
41     _Customer,
42     _Currency,
43     _OverallStatus
44 }
45
```

Problems Properties Transport Organizer Console Templates Feed Reader ABAP Unit ABAP Coverage ATC Problems abapGit Repositories

[PMD] /DMO/I_TRAVEL_M

General Package: /DMO/FLIGHT_MANAGED -> /DMO/FLIGHT -> /DMO/SAP

Specific Version: Active

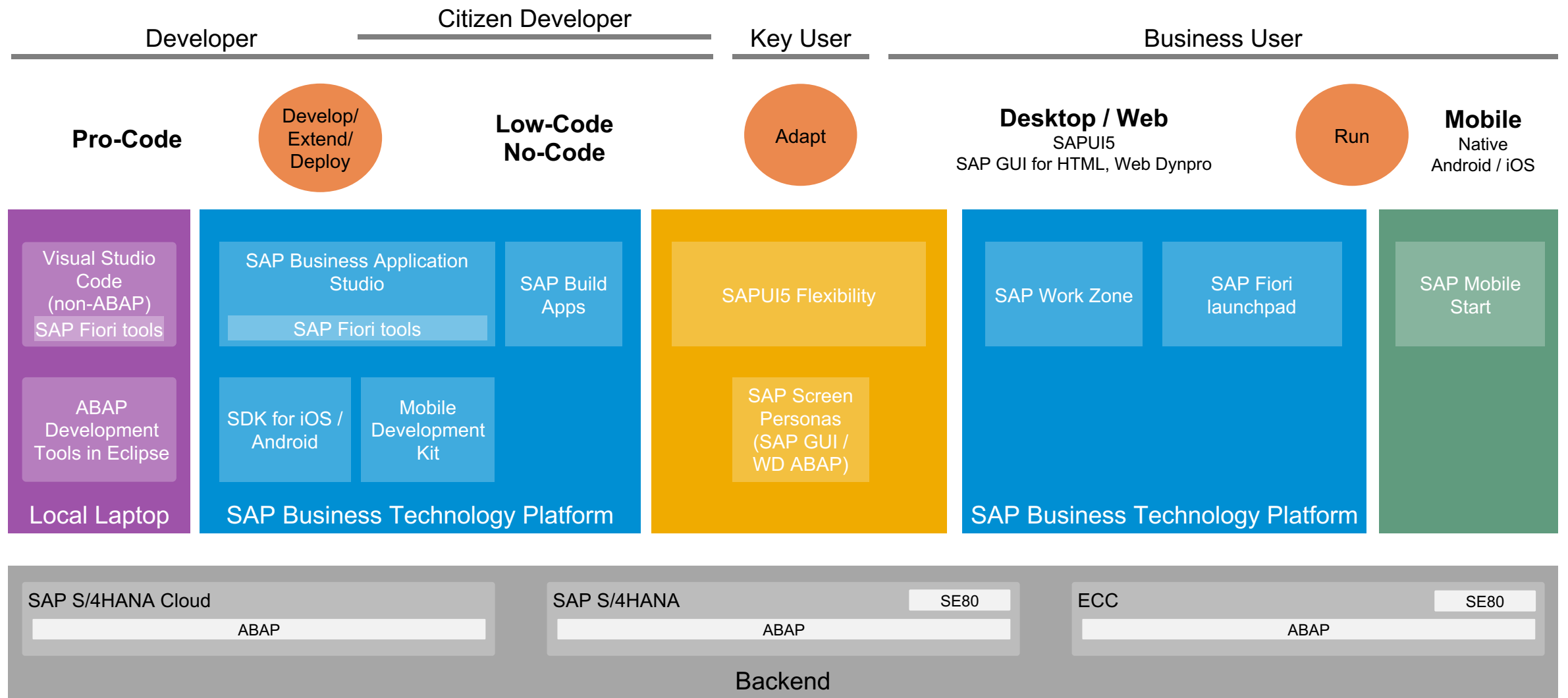
Local Development Environments

[Set Up SAP Fiori Tools in Your Visual Studio Code](#)

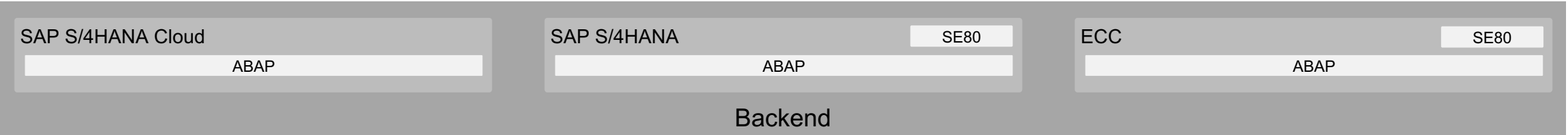
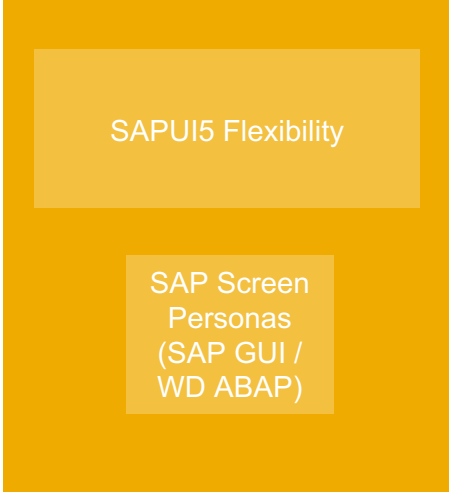
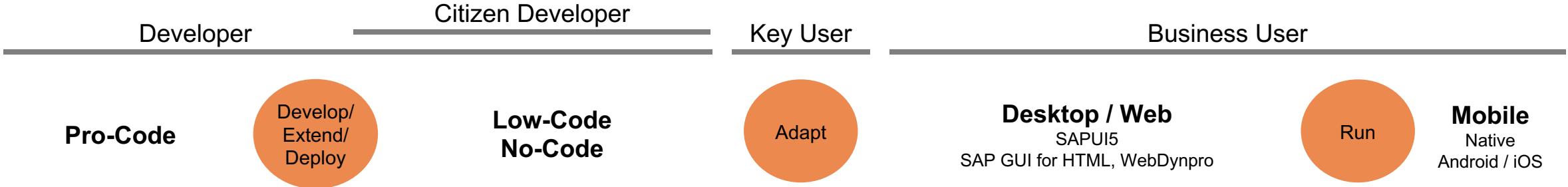
[Install ABAP Development Tools \(ADT\) in Eclipse](#)



SAP Fiori User Experience Enabled by Technologies & Tools



SAP Fiori User Experience Enabled by Technologies & Tools



Extending / Adapting SAP Standard Apps: SAPUI5 Flexibility & SAP Screen Personas



SAP Fiori Apps Reference Library

Library of all SAP content for the SAP Fiori launchpad. Explore, plan, and implement SAP Fiori apps as well as classic applications based on SAP GUI and WebDynpro.

- Overview of all SAP Fiori apps
- Information for each app, including technical data for installation and configuration
- Configuration information required to integrate classic SAP GUI and WebDynpro applications into the SAP Fiori launchpad
- Data for previous app versions
- Direct navigation to related resources, such as app documentation, Product Availability Matrix, and Maintenance Planner
- Recommendations for SAP Fiori apps for your needs

[SAP Fiori Apps Reference Library](#)

The screenshot displays the SAP Fiori Apps Reference Library interface. On the left, a list of 'SAP Fiori lighthouse apps' is shown, with 'Cash Flow Analyzer' selected. The main panel displays the app's details for 'Cash Flow Analyzer for Cash Manager'. The app is for SAP S/4HANA, required back-end product SAP S/4HANA, line of business Finance, and application type Analytical (SAP Fiori (SAPUI5)). It is a HANA DB exclusive database, desktop/tablet device type, and has app ID F2332. The 'Extensibility information' section is highlighted with a red arrow. Below this, there are tabs for 'PRODUCT FEATURES' and 'IMPLEMENTATION INFORMATION'. The 'IMPLEMENTATION INFORMATION' tab is active, showing a description of the app's functionality and links to documentation and a demo. A 'Filter' icon is also visible at the bottom of the app list.

Cash Flow Analyzer
for Cash Manager

SAP S/4HANA

Required Back-End Product SAP S/4HANA

Line of Business Finance

App Launcher Title(s) Cash Flow Analyzer

Application Type Analytical (SAP Fiori (SAPUI5))

Database HANA DB exclusive

Device Type(s) Desktop, Tablet

App ID F2332

Extensibility information

[PRODUCT FEATURES](#) [IMPLEMENTATION INFORMATION](#)

With this app, you can overview the aggregated amounts and line item details of cash pos quarters, or years for all bank accounts and liquidity items. The data presented in the app

Read more in [App Documentation](#)

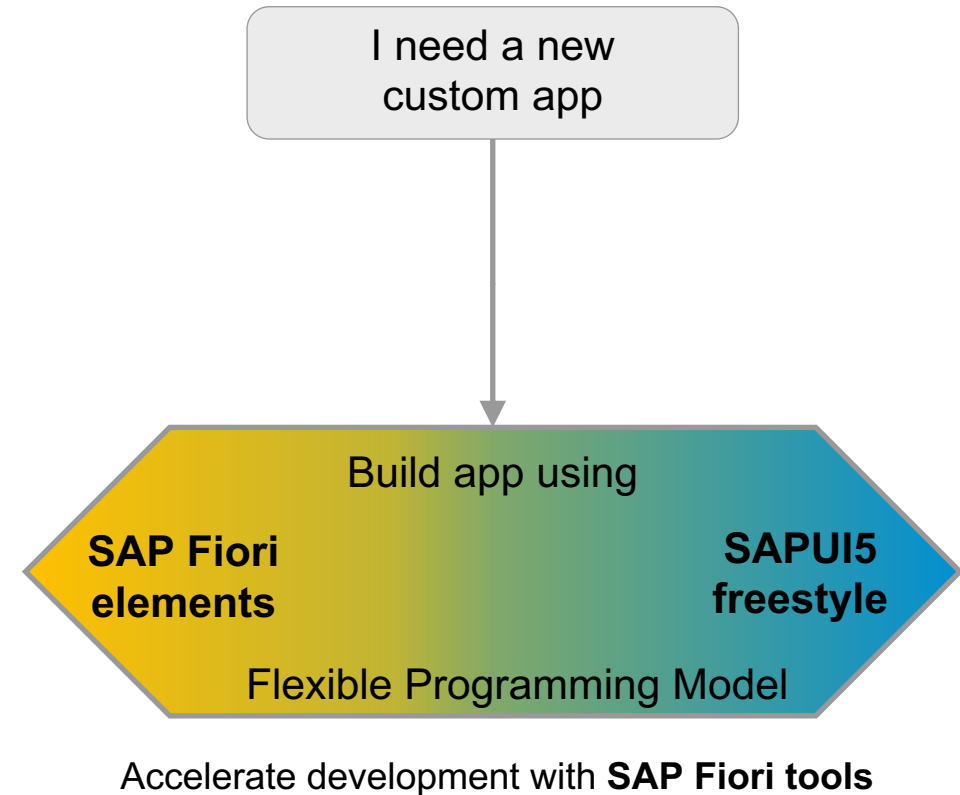
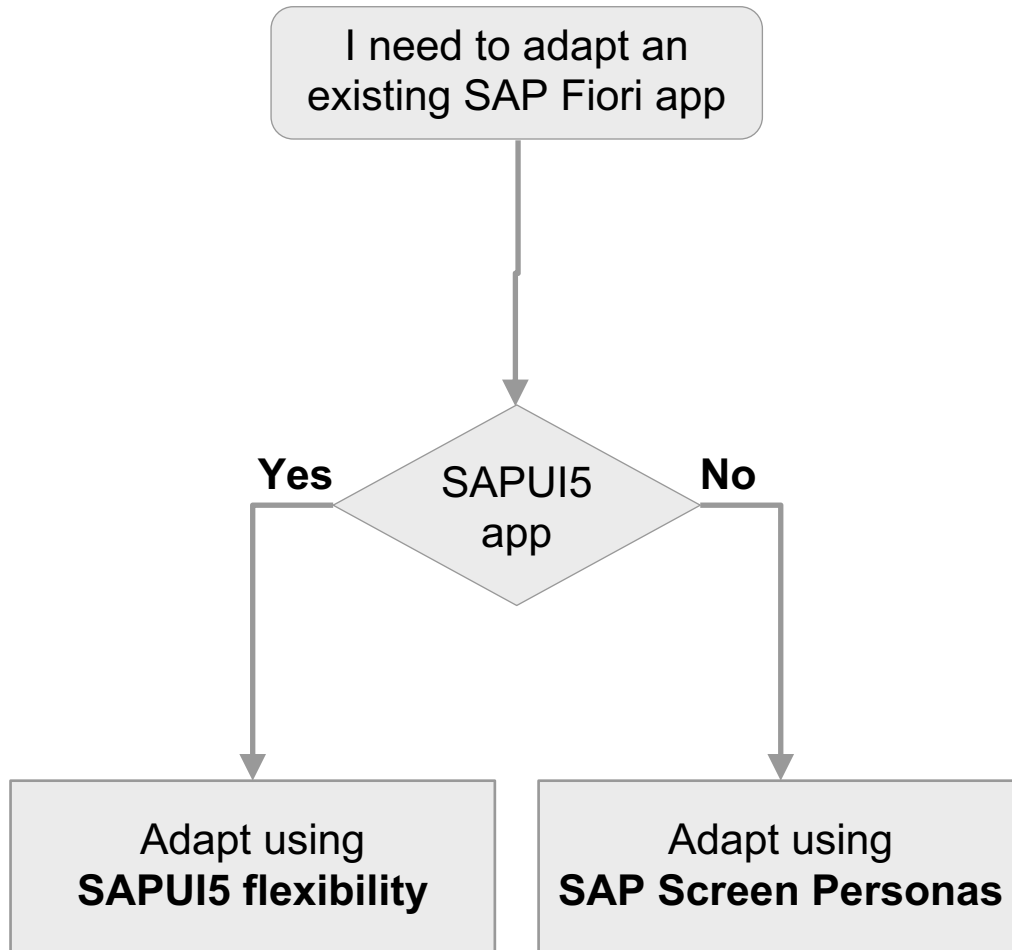
App demo: [D1: Cash Flow Analyzer](#)

Learn more about solution capability: [Cash and Liquidity Management \(S/4\)](#)

Bank Name / Bank Account Number	Description	12/07/2018
112210		
48544850 BANK N.Y. - SA	48544850 BANK	
48544850 BANK N.Y. - SA	48544850 BANK	
BOC Global	BOC Global	
Bank 2 - SAMPLE BANK	Bank 2 - SAMPLE	
25800011	Summary Item	
Development Bank of S.	Development Bank	
Bank 1 - Sample	Bank 1 - Sample	
45414241	Summary Item	240,000.00 USD
Paypal	Paypal	
99990011	Summary Item	
99990011	Summary Item	
Bank 1 - SAMPLE BANK	Bank 1 - SAMPLE	
Bank 1 - SAMPLE BANK	Bank 1 - SAMPLE	
Bank 1 - SAMPLE BANK	Bank 1 - SAMPLE	
Bank Hierarchy - Sample 1	Bank Hierarchy - Sa	

Filter

Choose the path to the SAP Fiori user experience based on your needs



Using SAPUI5 flexibility to deliver a tailored user experience

Adapt standard applications for your own use cases in a **cost-efficient** way

Benefit from **standard upgrades** while keeping extensions functional

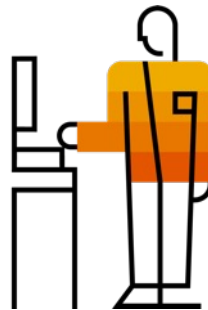
Add **extensions wherever needed** compared to classical “extension points”

Explore **intuitive tooling** tailored for different personas

Developer



Key user

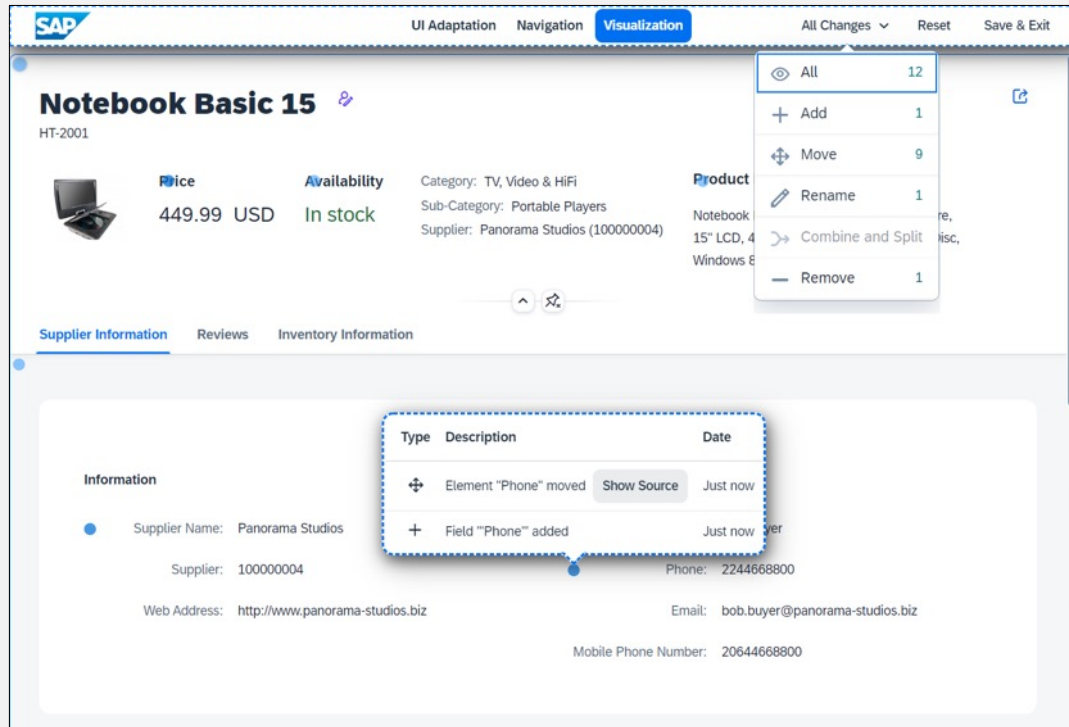


End user

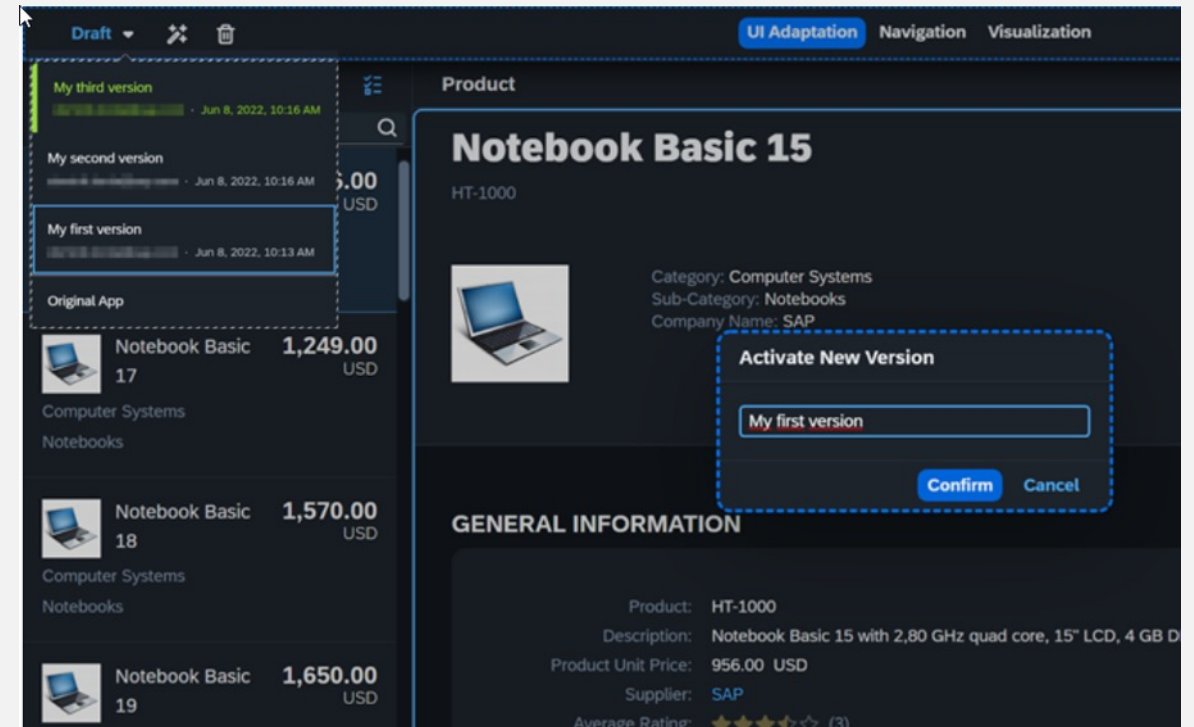


Key user adaptation – Change visualization & Version history

Key users can **visualize** and manage their changes in an easy-to-understand way.



Key users work with **draft adaptations** to activate them once reviewed. A **version history** keeps track of how, when and by whom the app was changed.



Learn more: [Easily manage your key user adaptations with SAPUI5 flexibility/](#) and [Key User Adaptation in SAP Launchpad service is available out-of-the-box](#)

Developer adaptation with SAPUI5 flexibility

Adaptation projects allow developers to create code-based extensions of standard applications.

Extension project in SAP Web IDE

Adaptation project in SAP Business Application Studio

Leveraging SAPUI5 extension points, controller hooks	Leveraging SAPUI5 flexibility
Extend only in predefined extension point	Extend anywhere, no extension point needed
Does not support SAP Fiori elements applications	Supports SAP Fiori elements as well as SAPUI5 freestyle
Limited options (e.g. no extend of lifecycle methods)	Increased options
One layer only	Multiple layers: Customer -> Industry -> Core (planned)

Migrate from SAP Web IDE to SAP Business Application Studio: [Blog post](#) & [Mission](#)

SAP is planning to enable the extension pane in BAS in on-prem scenarios for existing extension projects and for apps not enabled for adaptation projects.

SAP Screen Personas simplifies complex classic ERP screens

Benefits

Improve business productivity

Increase SAP adoption by making screens easier to use

Decrease training time for SAP users with intuitive screens

Enhance user satisfaction

Reduce the cost of personalization compared to custom coding

The image shows a desktop screenshot of the SAP 'Display Purchase Order' (ME23N) screen. The screen displays a table with columns for Release, Status, PO Quantity, Net Price, and Deliv. Date. Below the table, there are tabs for Material Data, Quantities/Weights, Delivery Schedule, Delivery & Invoice, Conditions, Purchase Order History, Texts, Delivery Address, and Shipping. The 'Material Data' tab is active, showing fields for Material group, Supplier Mat. No., and Supplier Subrange. Overlaid on the bottom of the desktop screen are four mobile phone screens, each displaying a different view of the purchase order data, demonstrating the responsive design of SAP Screen Personas.

Capabilities

Hide / rearrange screen elements, reduce scrolling

SAP Fiori design creation for custom or standard transactions, including SAP S/4HANA; embed into SAP Fiori launchpad

Adapt Dynpro or Web Dynpro ABAP screens

Pre-filled fields & pull-down menus as well as automation of repetitive tasks

Slipstream Engine renders flavors on desktop, tablet, or mobile phone

Extending SAP standard apps: SAPUI5 Flexibility & SAP Screen Personas

[SAP Screen Personas](#) - SAP Community topic page

[SAPUI5 Flexibility](#) - All You Need to Know

<https://ui5.sap.com> > Demo apps > SAPUI5 flexibility demo apps



Extending / Adapting SAP standard apps

SAPUI5 Flexibility

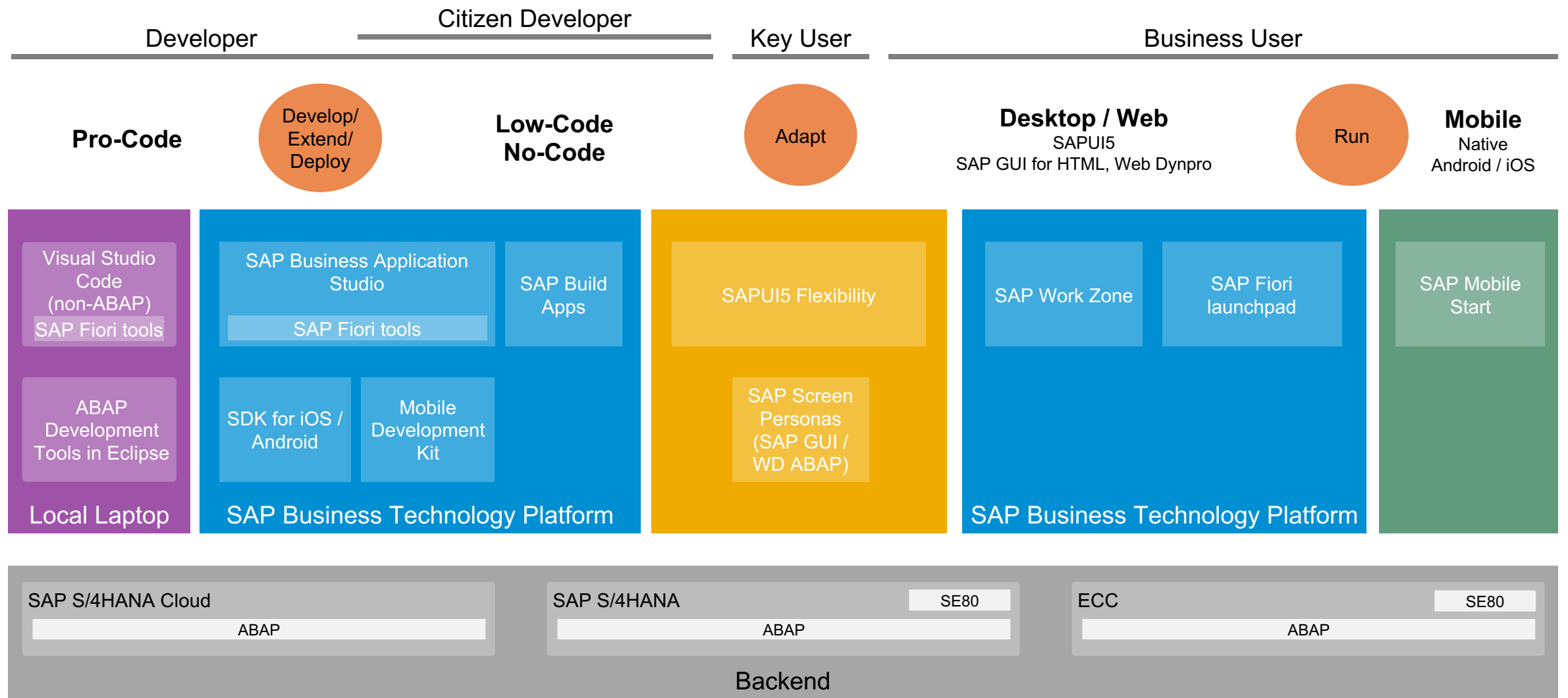
- [SAPUI5 Flexibility - All You Need to Know](#)
- [Blog post: Extending SAP-delivered SAP Fiori elements apps using adaptation projects](#)
- [Blog post: SAP Fiori Elements: Adaptation Project – Adding a Custom Filter to the List Report](#)

SAP Screen Personas

- [Tutorials: Get Started with SAP Screen Personas](#)



SAP Fiori User Experience Enabled by Technologies & Tools

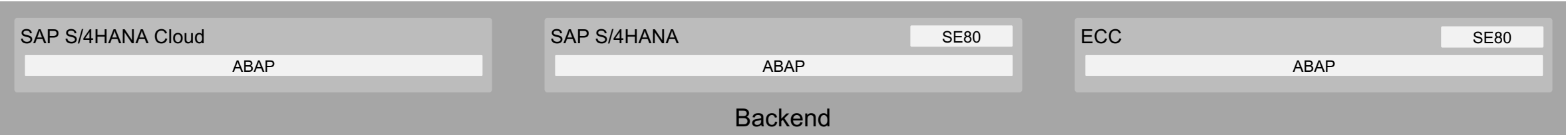
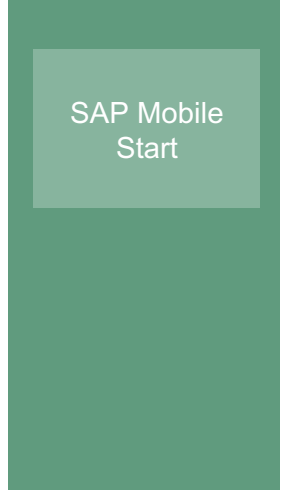


SAP Fiori User Experience Enabled by Technologies & Tools

Business User



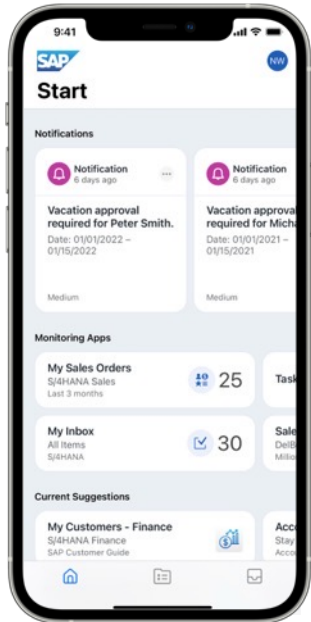
Mobile
Native
Android / iOS



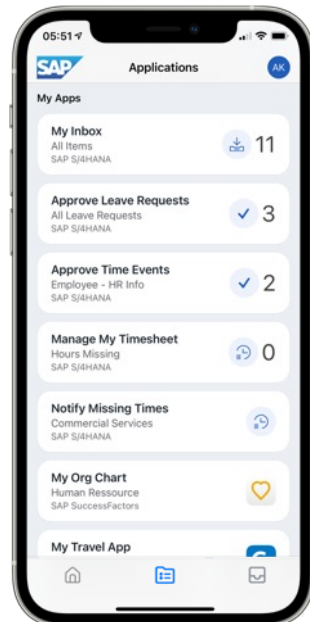
SAP Mobile Start

Native entry point to the Intelligent Enterprise Suite

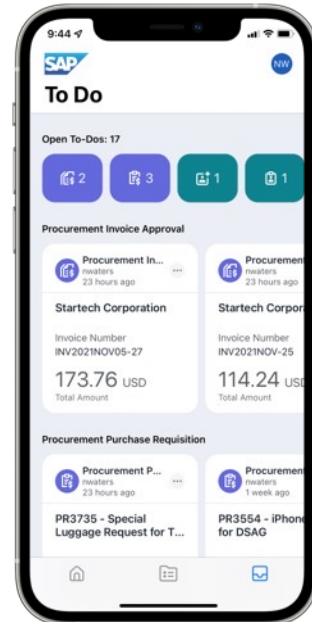
Mobile device integration (Android, iOS)



Start screen
Latest notifications,
& app suggestions



Applications
Native apps,
Web responsive apps,
Web links & News feeds



ToDo screen
Tasks and Notifications



Widgets

iOS Spotlight
Search

Notifications

Road Map for 2023*:
Support for
Situation
Handling
for SAP
S/4HANA

SAP S/4HANA

SAP Ariba 

SAP SuccessFactors 

SAP Fieldglass 

SAP Concur 

SAP Customer Experience

New! Watch Companion App for iOS



Complications*
Monitoring information
and number of tasks



To Dos
List of your To Dos, with details and filter
option



Take Action
Take action on suitable
tasks right from your
watch



Monitoring Info
Get your monitoring
info on your watch

*This is the current state of planning and may be changed by SAP at any time without notice.

SAP Mobile Start

[Video: SAP Mobile Start – Your native entry point to the Intelligent Enterprise](#)



SAP Mobile Start

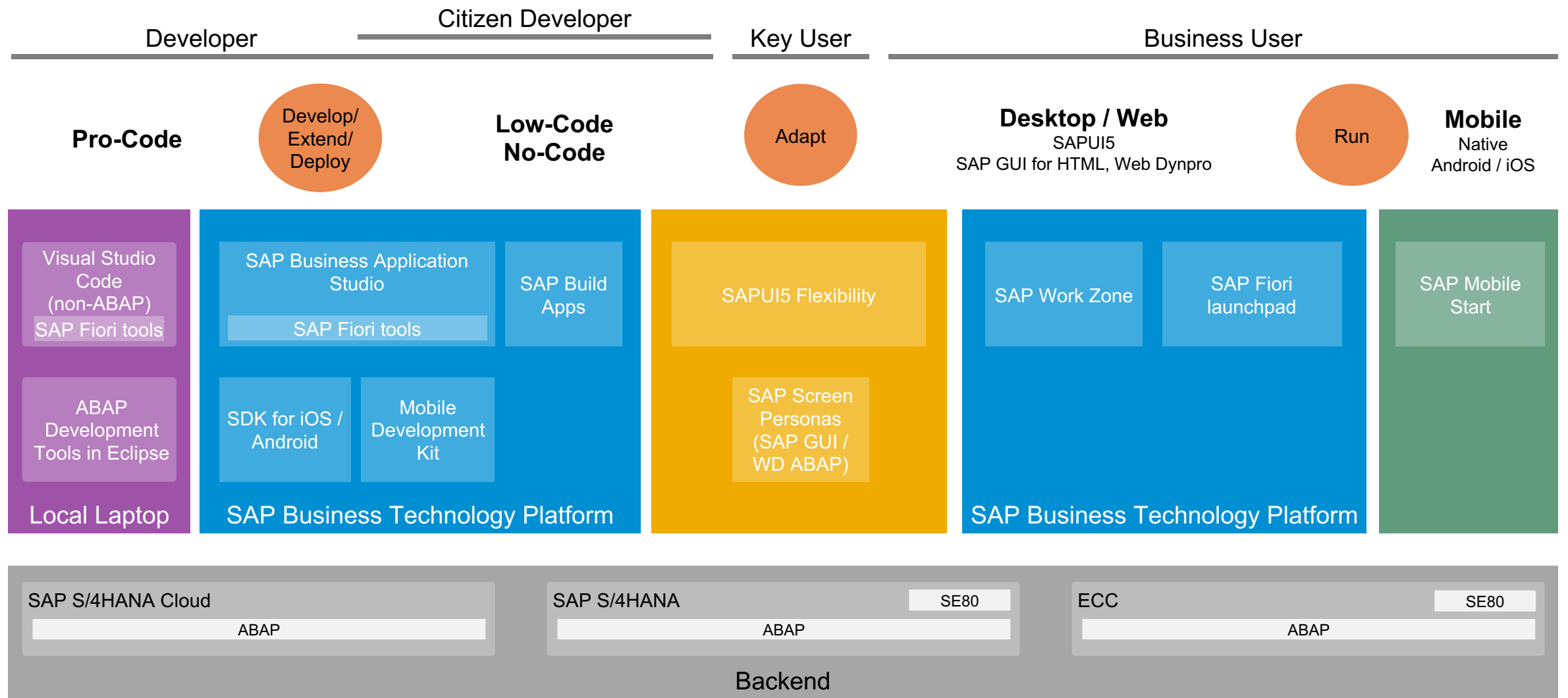
[SAP Asset Manager is the best-in-class mobile application](#)

Mobile Start

- [News: Hello, SAP Mobile Start](#)
- [Blog post: SAP Mobile Start – Try the new native entry point to the Intelligent enterprise](#)
- [Blog post: SAP Mobile Start – the new native entry point to access applications & contents](#)
- [Blog post: SAP Task Center is now available in SAP Mobile Start](#)
- [Blog post: SAP Business Application Studio for low-code, deploying multichannel app to mobile](#)



SAP Fiori User Experience Enabled by Technologies & Tools



Thank you.

... and don't panic!

Oliver Graeff

Director – Product Management, SAP



E-mail: oliver.graeff@sap.com

Twitter: [@OliverGraeff](https://twitter.com/OliverGraeff)

LinkedIn: [olivergraeff](https://www.linkedin.com/in/olivergraeff)

Questions?

Recording + Slides soon available [here](#)



Follow us



www.sap.com/contactsap

© 2023 SAP SE or an SAP affiliate company. All rights reserved.

No part of this publication may be reproduced or transmitted in any form or for any purpose without the express permission of SAP SE or an SAP affiliate company.

The information contained herein may be changed without prior notice. Some software products marketed by SAP SE and its distributors contain proprietary software components of other software vendors. National product specifications may vary.

These materials are provided by SAP SE or an SAP affiliate company for informational purposes only, without representation or warranty of any kind, and SAP or its affiliated companies shall not be liable for errors or omissions with respect to the materials. The only warranties for SAP or SAP affiliate company products and services are those that are set forth in the express warranty statements accompanying such products and services, if any. Nothing herein should be construed as constituting an additional warranty.

In particular, SAP SE or its affiliated companies have no obligation to pursue any course of business outlined in this document or any related presentation, or to develop or release any functionality mentioned therein. This document, or any related presentation, and SAP SE's or its affiliated companies' strategy and possible future developments, products, and/or platforms, directions, and functionality are all subject to change and may be changed by SAP SE or its affiliated companies at any time for any reason without notice. The information in this document is not a commitment, promise, or legal obligation to deliver any material, code, or functionality. All forward-looking statements are subject to various risks and uncertainties that could cause actual results to differ materially from expectations. Readers are cautioned not to place undue reliance on these forward-looking statements, and they should not be relied upon in making purchasing decisions.

SAP and other SAP products and services mentioned herein as well as their respective logos are trademarks or registered trademarks of SAP SE (or an SAP affiliate company) in Germany and other countries. All other product and service names mentioned are the trademarks of their respective companies.

See www.sap.com/trademark for additional trademark information and notices.